

25  
No. 02-241

U.S. SUPREME COURT  
FILED  
JAN 16 2003  
OFFICE OF THE CLERK

In The  
**Supreme Court of the United States**

BARBARA GRUTTER,

*Petitioner,*

v.

LEE BOLLINGER, JEFFREY LEHMAN,  
DENNIS SHIELDS, AND THE BOARD OF REGENTS  
OF THE UNIVERSITY OF MICHIGAN, *et al.*,

*Respondents,*

and

KIMBERLY JAMES, *et al.*,

*Respondents.*

On Writ Of Certiorari To The United States Court  
Of Appeals For The Sixth Circuit

JOINT APPENDIX  
VOLUME II, PAGES 127 TO 225

*Counsel for Petitioner*

KIRK O. KOLBO  
*Counsel of Record*  
DAVID F. HERR  
R. LAWRENCE PURDY  
MICHAEL C. MCCARTHY  
KAI H. RICHTER  
MASLON EDELMAN BORMAN & BRAND, LLP  
3300 Wells Fargo Center  
90 South Seventh Street  
Minneapolis, MN 55402  
(612) 672-8200

*Counsel for Respondents*

MAUREEN E. MAHONEY  
*Counsel of Record*  
J. SCOTT BALLENGER  
LATHAM & WATKINS  
555 Eleventh Street N.W.  
Suite 1000  
Washington, DC 20004  
(202) 637-2200

[Additional Counsel Listed On Inside Cover]

**Petition for Certiorari Filed August 9, 2002**  
**Certiorari Granted December 2, 2002**

COCKLE LAW BRIEF PRINTING CO (800) 225-6964  
OR CALL COLLECT (402) 342-2831

101 11

*Counsel for Petitioner cont.*

MICHAEL E. ROSMAN  
HANS BADER  
CENTER FOR INDIVIDUAL RIGHTS  
Suite 300  
1233 20th Street N.W.  
Washington, DC 20036  
(202) 833-8400

KERRY L. MORGAN  
PENTIUK, COUVREUR  
& KOBILJAK, P.C.  
2915 Biddle Avenue  
Edelson Building Suite 200  
Wyandotte, MI 48192  
(734) 281-7100

*Counsel for Respondents  
Kimberly James, et al.*

GEORGE B. WASHINGTON  
*Counsel of Record*  
MIRANDA K.S. MASSIE  
JODI-MARIE MASLEY  
SCHEFF & WASHINGTON, PC  
65 Cadillac Square, Suite 3800  
Detroit, MI 48226  
(313) 963-1921

*Counsel for Respondents cont.*

MARVIN KRISLOV  
JONATHAN ALGER  
UNIVERSITY OF MICHIGAN  
Office of the Vice President  
and General Counsel  
4010 Fleming Admin. Bldg.  
503 Thompson Street  
Ann Arbor, MI 48109

EVAN CAMINKER  
UNIVERSITY OF MICHIGAN  
LAW SCHOOL  
625 South State Street  
Ann Arbor, MI 48109

PHILIP J. KESSLER  
LEONARD M. NIEHOFF  
BUTZEL LONG  
350 South Main, Suite 300  
Ann Arbor, MI 48104

JOHN H. PICKERING  
JOHN PAYTON  
BRIGIDA BENITEZ  
STUART F. DELERY  
CRAIG GOLDBLATT  
ANNE HARKAVY  
WILMER, CUTLER & PICKERING  
2445 M Street N.W.  
Washington, DC 20037

**JOINT APPENDIX  
TABLE OF CONTENTS - VOLUME I**

	Page
Sixth Circuit Docket Entries: <i>Grutter v. Bollinger, et al.</i> , No. 01-1447.....	1
District Court Docket Entries: <i>Grutter v. Bollinger, et al.</i> , No. 97-CV-75928 (E.D. Mich.).....	8
Complaint (R1) <sup>1</sup> , filed December 3, 1997 .....	29
Answer (R8), filed December 22, 1997.....	38
District Court Order and Opinion Granting Class Certification (R79), filed January 7, 1999 .....	47
District Court Order Providing that the Proper Defendants be Named (R91), filed April 2, 1999.....	62
Intervenors' Answer (R150), filed February 18, 2000 .....	63
Excerpt from Exhibit M to the Affidavit of Kirk O. Kolbo and Exhibits, The J.D. Program: Admissions Requirements and Procedures (R193), filed July 20, 2000 (JA 1525).....	73
Excerpts from Exhibit A to Defendants' Summary Judgment Exhibits Appendix Vol. I, Admissions Bulletin: "The Idea of Michigan" (R217), filed October 10, 2000 (JA 1656-1657).....	75
Excerpts from Exhibit A to Defendants' Summary Judgment Exhibits Appendix Vol. I, Admissions Bulletin: "The Idea of Michigan" (R217), filed October 10, 2000 (JA 1663-1664).....	80
Excerpts from Exhibit A to Defendants' Summary Judgment Exhibits Appendix Vol. I, Admissions Bulletin: "The J.D. Program: Admissions Requirements and Procedures" (R217), filed October 10, 2000 (JA 1729).....	83
Excerpts from Exhibit C to Defendants' Summary Judgment Exhibits Appendix Vol. I, Admissions Bulletin: "The Idea of Michigan" (R217), filed October 10, 2000 (JA 1808-1811).....	85
Excerpts from Exhibit C to Defendants' Summary Judgment Exhibits Appendix Vol. I, Admissions Bulletin: "The Idea of Michigan" (R217), filed October 10, 2000 (JA 1814-1815).....	93

<sup>1</sup> References to the District Court record docket entries are denoted as (R#).

**JOINT APPENDIX**  
**TABLE OF CONTENTS - VOLUME I - Continued**

	Page
District Court Order Regarding Summary Judgment and Bench Trial (R268), filed December 28, 2000 .....	96
Notice of Appeal of UM Defendants (R314), filed March 30, 2001 .....	99
Notice of Appeal of Intervenors (R322), filed April 11, 2001 .....	102
Excerpt from Tr. Ex. 2, UM Letter dated April 18, 1997 to Barbara Grutter (R346), filed June 15, 2001 .....	105
Excerpt from Tr. Ex. 2, UM Letter dated June 25, 1997 to Barbara Grutter (R346), filed June 15, 2001 .....	108
Tr. Ex. 4, Law School Admissions Policy (R346), filed June 15, 2001 ....	109
Sixth Circuit Order Granting <i>En Banc</i> Review, filed October 19, 2001 .....	124
Order Allowing Certiorari, filed December 2, 2002 .....	126

**JOINT APPENDIX  
TABLE OF CONTENTS - VOLUME II  
(Nonconforming by Permission of Clerk)**

	Page
Tr. Ex. 15, The University of Michigan Law School Admissions Office Admissions Grid of LSAT & GPA for all Applicants (R346), filed June 15, 2001 .....	127
Tr. Ex. 16, The University of Michigan Law School Admissions Office Admissions Grid of LSAT & GPA for all Applicants (R346), filed June 15, 2001 .....	139
Excerpt from Tr. Ex. 68, Supplementation of the Expert Report of Kinley Larntz, Admission Grid of LSAT & GPA for All Applicants-1995 Final Grid (R346), filed June 15, 2001 (JA 4929) .....	156
Excerpt from Tr. Ex. 68, Supplementation of the Expert Report of Kinley Larntz, Admission Grid of LSAT & GPA for Native Americans-1995 Final Grid (R346), filed June 15, 2001 (JA 4930) ....	157
Excerpt from Tr. Ex. 68, Supplementation of the Expert Report of Kinley Larntz, Admission Grid of LSAT & GPA for African Americans-1995 Final Grid (R346), filed June 15, 2001 (JA 4931) ....	158
Excerpt from Tr. Ex. 68, Supplementation of the Expert Report of Kinley Larntz, Admission Grid of LSAT & GPA for Caucasian Applicants-1995 Final Grid (R346), filed June 15, 2001 (JA 4932) ....	159
Excerpt from Tr. Ex. 68, Supplementation of the Expert Report of Kinley Larntz, Admission Grid of LSAT & GPA for Mexican Americans-1995 Final Grid (R346), filed June 15, 2001 (JA 4933) ....	160
Excerpt from Tr. Ex. 68, Supplementation of the Expert Report of Kinley Larntz, Admission Grid of LSAT & GPA for Other Hispanic Americans-1995 Final Grid (R346), filed June 15, 2001 (JA 4934) ....	161
Excerpt from Tr. Ex. 68, Supplementation of the Expert Report of Kinley Larntz, Admission Grid of LSAT & GPA for Asian/Pacific Island Americans-1995 Final Grid (R346), filed June 15, 2001 (JA 4935).....	162
Excerpt from Tr. Ex. 68, Supplementation of the Expert Report of Kinley Larntz, Admission Grid of LSAT & GPA for Selected Minorities-1995 Final Grid (R346), filed June 15, 2001 (JA 4939).....	163

**JOINT APPENDIX**  
**TABLE OF CONTENTS - VOLUME II - Continued**

	Page
Excerpt from Tr. Ex. 68, Supplementation of the Expert Report of Kinley Larntz, Admission Grid of LSAT & GPA for All Applicants-1996 Final Grid (R346), filed June 15, 2001 (JA 4946) .....	164
Excerpt from Tr. Ex. 68, Supplementation of the Expert Report of Kinley Larntz, Admission Grid of LSAT & GPA for Native Americans-1996 Final Grid (R346), filed June 15, 2001 (JA 4947) ....	165
Excerpt from Tr. Ex. 68, Supplementation of the Expert Report of Kinley Larntz, Admission Grid of LSAT & GPA for African Americans-1996 Final Grid (R346), filed June 15, 2001 (JA 4948) ....	166
Excerpt from Tr. Ex. 68, Supplementation of the Expert Report of Kinley Larntz, Admission Grid of LSAT & GPA for Caucasian Americans-1996 Final Grid (R346), filed June 15, 2001 (JA 4949) ....	167
Excerpt from Tr. Ex. 68, Supplementation of the Expert Report of Kinley Larntz, Admission Grid of LSAT & GPA for Mexican Americans-1996 Final Grid (R346), filed June 15, 2001 (JA 4950) ....	168
Excerpt from Tr. Ex. 68, Supplementation of the Expert Report of Kinley Larntz, Admission Grid of LSAT & GPA for Other Hispanic Americans-1996 Final Grid (R346), filed June 15, 2001 (JA 4951) ....	169
Excerpt from Tr. Ex. 68, Supplementation of the Expert Report of Kinley Larntz, Admission Grid of LSAT & GPA for Asian/Pacific Island Americans-1996 Final Grid (R346), filed June 15, 2001 (JA 4952).....	170
Excerpt from Tr. Ex. 68, Supplementation of the Expert Report of Kinley Larntz, Admission Grid of LSAT & GPA for Selected Minorities-1996 Final Grid (R346), filed June 15, 2001 (JA 4956).....	171
Excerpt from Tr. Ex. 68, Supplementation of the Expert Report of Kinley Larntz, Admission Grid of LSAT & GPA for All Applicants-1997 Final Grid (R346), filed June 15, 2001 (JA 4963) .....	172
Excerpt from Tr. Ex. 68, Supplementation of the Expert Report of Kinley Larntz, Admission Grid of LSAT & GPA for Native Americans-1997 Final Grid (R346), filed June 15, 2001 (JA 4964) ....	173
Excerpt from Tr. Ex. 68, Supplementation of the Expert Report of Kinley Larntz, Admission Grid of LSAT & GPA for African Americans-1997 Final Grid (R346), filed June 15, 2001 (JA 4965) ....	174

**JOINT APPENDIX**  
**TABLE OF CONTENTS - VOLUME II - Continued**

	Page
Excerpt from Tr. Ex. 68, Supplementation of the Expert Report of Kinley Larntz, Admission Grid of LSAT & GPA for Caucasian Americans-1997 Final Grid (R346), filed June 15, 2001 (JA 4966) ....	175
Excerpt from Tr. Ex. 68, Supplementation of the Expert Report of Kinley Larntz, Admission Grid of LSAT & GPA for Mexican Americans-1997 Final Grid (R346), filed June 15, 2001 (JA 4967) ....	176
Excerpt from Tr. Ex. 68, Supplementation of the Expert Report of Kinley Larntz, Admission Grid of LSAT & GPA for Other Hispanic Americans-1997 Final Grid (R346), filed June 15, 2001 (JA 4968) ....	177
Excerpt from Tr. Ex. 68, Supplementation of the Expert Report of Kinley Larntz, Admission Grid of LSAT & GPA for Asian/Pacific Island Americans-1997 Final Grid (R346), filed June 15, 2001 (JA 4969).....	178
Excerpt from Tr. Ex. 68, Supplementation of the Expert Report of Kinley Larntz, Admission Grid of LSAT & GPA for Selected Minorities-1997 Final Grid (R346), filed June 15, 2001 (JA 4973).....	179
Excerpt from Tr. Ex. 68, Supplementation of the Expert Report of Kinley Larntz, Admission Grid of LSAT & GPA for All Applicants-1998 Final Grid (R346), filed June 15, 2001 (JA 4980) .....	180
Excerpt from Tr. Ex. 68, Supplementation of the Expert Report of Kinley Larntz, Admission Grid of LSAT & GPA for All Applicants-1998 Final Grid (R346), filed June 15, 2001 (JA 4981) .....	181
Excerpt from Tr. Ex. 68, Supplementation of the Expert Report of Kinley Larntz, Admission Grid of LSAT & GPA for African Americans-1998 Final Grid (R346), filed June 15, 2001 (JA 4982) ....	182
Excerpt from Tr. Ex. 68, Supplementation of the Expert Report of Kinley Larntz, Admission Grid of LSAT & GPA for Caucasian Americans-1998 Final Grid (R346), filed June 15, 2001 (JA 4983) ....	183
Excerpt from Tr. Ex. 68, Supplementation of the Expert Report of Kinley Larntz, Admission Grid of LSAT & GPA for Mexican Americans-1998 Final Grid (R346), filed June 15, 2001 (JA 4984) ....	184
Excerpt from Tr. Ex. 68, Supplementation of the Expert Report of Kinley Larntz, Admission Grid of LSAT & GPA for Other Hispanic Americans-1998 Final Grid (R346), filed June 15, 2001 (JA 4985) ....	185

**JOINT APPENDIX**  
**TABLE OF CONTENTS - VOLUME II - Continued**

	Page
Excerpt from Tr. Ex. 68, Supplementation of the Expert Report of Kinley Larntz, Admission Grid of LSAT & GPA for Asian/Pacific Island Americans-1998 Final Grid (R346), filed June 15, 2001 (JA 4986).....	186
Excerpt from Tr. Ex. 68, Supplementation of the Expert Report of Kinley Larntz, Admission Grid of LSAT & GPA for Selected Minorities-1998 Final Grid (R346), filed June 15, 2001 (JA 4990).....	187
Excerpt from Tr. Ex. 139, Second Supplemental Report of Kinley Larntz, Admission Grid of LSAT & GPA for All Applicants-1999 Final Grid (R346), filed June 15, 2001 (JA 5386).....	188
Excerpt from Tr. Ex. 139, Second Supplemental Report of Kinley Larntz, Admission Grid of LSAT & GPA for Native Americans-1999 Final Grid (R346), filed June 15, 2001 (JA 5387).....	189
Excerpt from Tr. Ex. 139, Second Supplemental Report of Kinley Larntz, Admission Grid of LSAT & GPA for African Americans-1999 Final Grid (R346), filed June 15, 2001 (JA 5388).....	190
Excerpt from Tr. Ex. 139, Second Supplemental Report of Kinley Larntz, Admission Grid of LSAT & GPA for Caucasian Applicants-1999 Final Grid (R346), filed June 15, 2001 (JA 5389) .....	191
Excerpt from Tr. Ex. 139, Second Supplemental Report of Kinley Larntz, Admission Grid of LSAT & GPA for Mexican Americans-1999 Final Grid (R346), filed June 15, 2001 (JA 5390) .....	192
Excerpt from Tr. Ex. 139, Second Supplemental Report of Kinley Larntz, Admission Grid of LSAT & GPA for Other Hispanic Americans-1999 Final Grid (R346), filed June 15, 2001 (JA 5391) ....	193
Excerpt from Tr. Ex. 139, Second Supplemental Report of Kinley Larntz, Admission Grid of LSAT & GPA for Asian/Pacific Island Americans-1999 Final Grid (R346), filed June 15, 2001 (JA 5392) ....	194
Excerpt from Tr. Ex. 139, Second Supplemental Report of Kinley Larntz, Admission Grid of LSAT & GPA for Selected Minorities-1999 Final Grid (R346), filed June 15, 2001 (JA 5396) .....	195
Excerpt from Tr. Ex. 141, Fourth Supplemental Report of Kinley Larntz, Admission Grid of LSAT & GPA for All Applicants-2000 Final Grid (R346), filed June 15, 2001 (JA 5462).....	196



**JOINT APPENDIX**  
**TABLE OF CONTENTS - VOLUME II - Continued**

	Page
Excerpt from Tr. Ex. 141, Fourth Supplemental Report of Kinley Larntz, Admission Grid of LSAT & GPA for Native Americans-2000 Final Grid (R346), filed June 15, 2001 (JA 5463).....	197
Excerpt from Tr. Ex. 141, Fourth Supplemental Report of Kinley Larntz, Admission Grid of LSAT & GPA for African Americans-2000 Final Grid (R346), filed June 15, 2001 (JA 5464).....	198
Excerpt from Tr. Ex. 141, Fourth Supplemental Report of Kinley Larntz, Admission Grid of LSAT & GPA for Caucasian Applicants-2000 Final Grid (R346), filed June 15, 2001 (JA 5465) .....	199
Excerpt from Tr. Ex. 141, Fourth Supplemental Report of Kinley Larntz, Admission Grid of LSAT & GPA for Mexican Americans-2000 Final Grid (R346), filed June 15, 2001 (JA 5466) .....	200
Excerpt from Tr. Ex. 141, Fourth Supplemental Report of Kinley Larntz, Admission Grid of LSAT & GPA for Other Hispanic Americans-2000 Final Grid (R346), filed June 15, 2001 (JA 5467) ....	201
Excerpt from Tr. Ex. 141, Fourth Supplemental Report of Kinley Larntz, Admission Grid of LSAT & GPA for Asian/Pacific Island Americans-2000 Final Grid (R346), filed June 15, 2001 (JA 5468) ....	202
Excerpt from Tr. Ex. 141, Fourth Supplemental Report of Kinley Larntz, Admission Grid of LSAT & GPA for Selected Minorities-2000 Final Grid (R346), filed June 15, 2001 (JA 5472) .....	203
Tr. Ex. 97, University of Michigan Law School Graduating Classes by Race, 1950-1999 (R346), filed June 15, 2001 (JA 5064).....	204
Tr. Ex. 118, University of California Law Admissions Data by Percentages, 1993-2000 (R346), filed June 15, 2001 (JA 5102-5103).....	205
Tr. Ex. 131, University of Texas at Austin Enrollment Data by Percentages and Numbers, 1990-1999 (R346), filed June 15, 2001 (JA 5123-5126).....	207
Tr. Ex. 132, University of California Law Admissions Data by Numbers, 1993-2000 (R346), filed June 15, 2001 (JA 5127-5128).....	211
Excerpt from Tr. Ex. 167-B, Expert Report of Gary Orfield, The Gallup Poll Surveys (R346), filed June 15, 2001 .....	213

**JOINT APPENDIX**  
**TABLE OF CONTENTS - VOLUME II - Continued**

	Page
Excerpts from Tr. Ex. 167-C, K-12 Education: State Rankings in the Segregation of Latino Students by Three Measures, 1996-1997 (R346), filed June 15, 2001 (JA 5907-5908).....	215
Tr. Ex. 196, K-12 Education: Most Segregated States for Black Students on Three Measures of Segregation, 1998-1999 (R346), filed June 15, 2001 (JA 6054) .....	217
Tr. Ex. 199, LSAT Scores by Race/Ethnicity-Percentages (R346), filed June 15, 2001 (JA 6057) .....	218
Tr. Ex. 200, LSAT Scores by Race/Ethnicity, Numbers of Students at Different Test Score Levels (R346), filed June 15, 2001 (JA 6058).....	219
Tr. Ex. 203, Rejected Verbal SAT Question (R346), filed June 15, 2001 (JA 6060) .....	220
Tr. Ex. 204, Rejected Quantitative SAT Question (R346), filed June 15, 2001 (JA 6061) .....	221
Tr. Ex. 213, University of California Undergraduate Campuses: Percentage Change in Underrepresented Minority Admissions by Campus, 1995-2000 (R346), filed June 15, 2001 (JA 6102) .....	222
Tr. Ex. 220, Mean LSAT Scores by Race and Socioeconomic Status (R346), filed June 15, 2001 (JA 6185) .....	223
Tr. Ex. 223, LSAT Matching Study: Minority-Nonminority LSAT Score Differences among Applicants with equal GPAs from the Same Undergraduate Institutions (R346), filed June 15, 2001 (JA 6188)....	224
Tr. Ex. 224, LSAT Matching Study II: Minority-Nonminority LSAT Score Differences among Applicants with equal GPAs in the Same Major from the Same Undergraduate Institutions (R346), filed June 15, 2001 (JA 6189) .....	225


The University of Michigan Law School Admissions Office  
 Admissions Grid of LSAT & GPA for All Applicants

As of: 12/07/95

Page: 1

EXHIBIT NO. 15  
 0-1-98 SD

	120-145	146-167	168-180	151-153	154-155	156-158	159-160	161-163	164-166	167-169	170-Above	Total
App's	App's	App's	App's	App's	App's	App's	App's	App's	App's	App's	App's	App's
(Adm/Yld)	(Adm/Yld)	(Adm/Yld)	(Adm/Yld)	(Adm/Yld)	(Adm/Yld)	(Adm/Yld)	(Adm/Yld)	(Adm/Yld)	(Adm/Yld)	(Adm/Yld)	(Adm/Yld)	(Adm/Yld)
1.75 & Above	6 ( 0   0 )	7 ( 0   0 )	13 ( 0   0 )	27 ( 1   0 )	24 ( 2   1 )	60 ( 7   4 )	64 ( 3   0 )	141 ( 16   6 )	151 ( 75   19 )	133 ( 119   21 )	151 ( 144   14 )	791 ( 367   65 )
1.74	21 ( 0   0 )	13 ( 0   0 )	35 ( 0   0 )	49 ( 5   0 )	61 ( 0   3 )	96 ( 10   3 )	110 ( 13   4 )	245 ( 32   13 )	248 ( 99   45 )	182 ( 130   49 )	141 ( 112   28 )	1215 ( 437   145 )
1.75	10 ( 3   0 )	9 ( 0   0 )	35 ( 3   2 )	52 ( 3   2 )	55 ( 7   4 )	93 ( 16   7 )	109 ( 6   3 )	196 ( 17   10 )	143 ( 10   13 )	110 ( 54   22 )	115 ( 87   19 )	967 ( 214   82 )
1.74	10 ( 1   0 )	18 ( 0   0 )	54 ( 2   2 )	48 ( 2   2 )	29 ( 2   1 )	62 ( 0   4 )	38 ( 7   2 )	74 ( 13   3 )	48 ( 6   4 )	40 ( 11   8 )	31 ( 16   4 )	699 ( 68   30 )
1.75	6 ( 0   0 )	16 ( 0   0 )	30 ( 1   1 )	22 ( 0   0 )	25 ( 3   2 )	20 ( 2   2 )	20 ( 3   3 )	34 ( 4   0 )	29 ( 4   1 )	16 ( 2   0 )	13 ( 4   2 )	289 ( 23   11 )
1.74	2 ( 0   0 )	8 ( 0   0 )	18 ( 1   1 )	18 ( 1   1 )	7 ( 1   1 )	10 ( 1   0 )	7 ( 1   0 )	14 ( 2   1 )	10 ( 2   1 )	9 ( 5   4 )	7 ( 0   0 )	154 ( 14   5 )
1.75	4 ( 0   0 )	7 ( 0   0 )	10 ( 0   0 )	6 ( 0   0 )	2 ( 0   0 )	3 ( 0   0 )	3 ( 0   0 )	8 ( 0   0 )	3 ( 0   0 )	3 ( 1   0 )	3 ( 0   0 )	82 ( 0   0 )
1.74	0 ( 0   0 )	4 ( 0   0 )	3 ( 0   0 )	3 ( 0   0 )	1 ( 0   0 )	3 ( 0   0 )	1 ( 0   0 )	0 ( 0   0 )	0 ( 0   0 )	1 ( 0   0 )	1 ( 0   0 )	29 ( 0   0 )
1.75	0 ( 0   0 )	2 ( 0   0 )	0 ( 0   0 )	0 ( 0   0 )	0 ( 0   0 )	0 ( 0   0 )	2 ( 0   0 )	1 ( 0   0 )	0 ( 0   0 )	0 ( 0   0 )	0 ( 0   0 )	7 ( 0   0 )
1.74	14 ( 0   0 )	4 ( 0   0 )	7 ( 0   0 )	7 ( 0   0 )	7 ( 0   0 )	6 ( 1   0 )	1 ( 0   0 )	6 ( 1   0 )	4 ( 1   0 )	7 ( 2   1 )	3 ( 2   0 )	97 ( 6   1 )
Total	84 ( 4   0 )	273 ( 0   0 )	205 ( 7   6 )	232 ( 12   5 )	211 ( 23   12 )	361 ( 45   20 )	355 ( 33   12 )	719 ( 84   33 )	636 ( 205   83 )	501 ( 332   105 )	465 ( 305   67 )	4130 ( 1130   342 )



UML 013553

The University of Michigan Law School Admissions Office  
 Admissions Grid of LSAT & GPA for Native Americans

Page: 2

As of: 12/07/95

	120-145	146-147	148-150	151-153	154-155	156-158	159-160	161-163	164-166	167-169	170-Above	Total
	Apps	Apps	Apps	Apps	Apps	Apps	Apps	Apps	Apps	Apps	Apps	Apps
	(Adm Yld)	(Adm Yld)	(Adm Yld)	(Adm Yld)	(Adm Yld)	(Adm Yld)	(Adm Yld)	(Adm Yld)	(Adm Yld)	(Adm Yld)	(Adm Yld)	(Adm Yld)
1.75 & Above	0 ( 0   0 )	0 ( 0   0 )	0 ( 0   0 )	2 ( 1   0 )	0 ( 0   0 )	1 ( 0   0 )	0 ( 0   0 )	0 ( 0   0 )	0 ( 0   0 )	0 ( 0   0 )	0 ( 0   0 )	3 ( 1   0 )
1.50 - 1.74	0 ( 0   0 )	0 ( 0   0 )	0 ( 0   0 )	0 ( 0   0 )	1 ( 0   0 )	0 ( 0   0 )	1 ( 0   0 )	2 ( 2   0 )	0 ( 0   0 )	0 ( 0   0 )	0 ( 0   0 )	3 ( 2   0 )
1.25 - 1.49	0 ( 0   0 )	0 ( 0   0 )	0 ( 0   0 )	0 ( 0   0 )	3 ( 1   1 )	1 ( 0   0 )	1 ( 0   0 )	2 ( 2   0 )	1 ( 1   0 )	1 ( 0   0 )	0 ( 0   0 )	9 ( 5   1 )
1.00 - 1.24	2 ( 1   0 )	1 ( 0   0 )	0 ( 0   0 )	1 ( 0   0 )	0 ( 0   0 )	1 ( 1   0 )	0 ( 0   0 )	0 ( 0   0 )	1 ( 1   1 )	1 ( 1   0 )	0 ( 0   0 )	8 ( 4   1 )
0.75 - 0.99	0 ( 0   0 )	0 ( 0   0 )	3 ( 0   0 )	1 ( 0   0 )	0 ( 0   0 )	0 ( 0   0 )	0 ( 0   0 )	0 ( 0   0 )	1 ( 1   0 )	0 ( 0   0 )	0 ( 0   0 )	7 ( 1   0 )
0.50 - 0.74	0 ( 0   0 )	1 ( 0   0 )	2 ( 1   1 )	0 ( 0   0 )	1 ( 0   0 )	0 ( 0   0 )	0 ( 0   0 )	1 ( 0   0 )	0 ( 0   0 )	0 ( 0   0 )	0 ( 0   0 )	5 ( 1   1 )
0.25 - 0.49	1 ( 0   0 )	1 ( 0   0 )	0 ( 0   0 )	0 ( 0   0 )	1 ( 0   0 )	0 ( 0   0 )	0 ( 0   0 )	0 ( 0   0 )	0 ( 0   0 )	0 ( 0   0 )	0 ( 0   0 )	3 ( 0   0 )
0.00 - 0.24	0 ( 0   0 )	0 ( 0   0 )	0 ( 0   0 )	1 ( 0   0 )	0 ( 0   0 )	0 ( 0   0 )	0 ( 0   0 )	0 ( 0   0 )	0 ( 0   0 )	0 ( 0   0 )	0 ( 0   0 )	2 ( 0   0 )
Below	0 ( 0   0 )	0 ( 0   0 )	0 ( 0   0 )	0 ( 0   0 )	0 ( 0   0 )	0 ( 0   0 )	0 ( 0   0 )	0 ( 0   0 )	0 ( 0   0 )	0 ( 0   0 )	0 ( 0   0 )	0 ( 0   0 )
400 - 499	1 ( 0   0 )	0 ( 0   0 )	0 ( 0   0 )	0 ( 0   0 )	0 ( 0   0 )	0 ( 0   0 )	0 ( 0   0 )	0 ( 0   0 )	0 ( 0   0 )	0 ( 0   0 )	0 ( 0   0 )	1 ( 0   0 )
500 - 599	4 ( 1   0 )	3 ( 0   0 )	5 ( 1   1 )	5 ( 1   0 )	6 ( 1   1 )	3 ( 1   0 )	2 ( 0   0 )	5 ( 4   0 )	3 ( 3   1 )	2 ( 2   0 )	0 ( 0   0 )	45 ( 14   3 )
Total	4 ( 1   0 )	7 ( 0   0 )	5 ( 1   1 )	5 ( 1   0 )	6 ( 1   1 )	3 ( 1   0 )	2 ( 0   0 )	5 ( 4   0 )	3 ( 3   1 )	2 ( 2   0 )	0 ( 0   0 )	45 ( 14   3 )



The University of Michigan Law School Admissions Office  
 Admissions Grid of LSAT & GPA for African Americans

As of: 12/07/95

Page: 3

	120-125	126-127	128-130	131-133	134-135	136-138	139-140	141-143	144-146	147-149	150-152	153-155	156-158	159-160	161-163	164-166	167-169	170-Above	Total
	Apps	Apps	Apps	Apps	Apps	Apps	Apps	Apps	Apps	Apps	Apps	Apps	Apps	Apps	Apps	Apps	Apps	Apps	Apps
	(Adm Yld)	(Adm Yld)	(Adm Yld)	(Adm Yld)	(Adm Yld)	(Adm Yld)	(Adm Yld)	(Adm Yld)	(Adm Yld)	(Adm Yld)	(Adm Yld)	(Adm Yld)	(Adm Yld)	(Adm Yld)	(Adm Yld)	(Adm Yld)	(Adm Yld)	(Adm Yld)	(Adm Yld)
1.75 & Above	0 ( 0   0 )	1 ( 0   0 )	1 ( 0   0 )	1 ( 0   0 )	0 ( 0   0 )	1 ( 1   0 )	2 ( 2   0 )	3 ( 3   0 )	3 ( 3   0 )	0 ( 0   0 )	3 ( 3   0 )	3 ( 3   0 )	3 ( 3   0 )	2 ( 2   0 )	3 ( 3   0 )	0 ( 0   0 )	0 ( 0   0 )	1 ( 1   0 )	14 ( 10   4 )
1.50	0 ( 0   0 )	3 ( 0   0 )	2 ( 0   0 )	10 ( 5   0 )	5 ( 4   0 )	2 ( 2   0 )	3 ( 3   1 )	6 ( 5   0 )	2 ( 1   0 )	0 ( 0   0 )	2 ( 1   0 )	5 ( 4   0 )	2 ( 1   0 )	3 ( 3   1 )	6 ( 5   0 )	0 ( 0   0 )	0 ( 0   0 )	1 ( 1   1 )	43 ( 21   22 )
1.25	0 ( 0   0 )	15 ( 0   0 )	4 ( 0   0 )	7 ( 3   2 )	5 ( 4   3 )	10 ( 10   3 )	3 ( 3   0 )	4 ( 4   1 )	1 ( 1   0 )	2 ( 2   0 )	10 ( 10   3 )	5 ( 4   3 )	7 ( 7   0 )	3 ( 3   0 )	4 ( 4   1 )	1 ( 1   0 )	2 ( 2   0 )	0 ( 0   0 )	57 ( 29   28 )
1.00	0 ( 0   0 )	21 ( 0   0 )	5 ( 0   0 )	13 ( 2   2 )	6 ( 2   1 )	7 ( 4   2 )	5 ( 5   1 )	7 ( 7   0 )	1 ( 1   0 )	0 ( 0   0 )	25 ( 2   2 )	6 ( 2   1 )	5 ( 5   1 )	5 ( 5   1 )	4 ( 4   0 )	2 ( 2   0 )	0 ( 0   0 )	0 ( 0   0 )	90 ( 23   67 )
0.75	1 ( 0   0 )	29 ( 0   0 )	7 ( 0   0 )	9 ( 0   0 )	9 ( 3   2 )	5 ( 2   2 )	5 ( 1   1 )	4 ( 4   0 )	2 ( 2   0 )	0 ( 0   0 )	12 ( 1   1 )	9 ( 3   2 )	2 ( 2   2 )	2 ( 1   1 )	4 ( 4   0 )	0 ( 0   0 )	0 ( 0   0 )	0 ( 0   0 )	83 ( 13   70 )
0.50	1 ( 0   0 )	18 ( 0   0 )	6 ( 0   0 )	7 ( 1   1 )	3 ( 1   1 )	2 ( 1   0 )	2 ( 1   0 )	3 ( 2   1 )	1 ( 1   0 )	2 ( 2   1 )	9 ( 1   1 )	3 ( 1   0 )	2 ( 1   0 )	2 ( 1   0 )	3 ( 2   1 )	1 ( 1   0 )	2 ( 2   1 )	1 ( 1   0 )	55 ( 9   46 )
0.25	0 ( 0   0 )	11 ( 0   0 )	3 ( 0   0 )	1 ( 0   0 )	0 ( 0   0 )	2 ( 0   0 )	3 ( 0   0 )	1 ( 0   0 )	0 ( 0   0 )	0 ( 0   0 )	6 ( 0   0 )	0 ( 0   0 )	2 ( 0   0 )	3 ( 0   0 )	1 ( 0   0 )	0 ( 0   0 )	1 ( 0   0 )	0 ( 0   0 )	28 ( 1   27 )
0.00	0 ( 0   0 )	8 ( 0   0 )	2 ( 0   0 )	0 ( 0   0 )	0 ( 0   0 )	0 ( 0   0 )	0 ( 0   0 )	0 ( 0   0 )	0 ( 0   0 )	0 ( 0   0 )	2 ( 0   0 )	0 ( 0   0 )	0 ( 0   0 )	0 ( 0   0 )	0 ( 0   0 )	0 ( 0   0 )	0 ( 0   0 )	0 ( 0   0 )	12 ( 0   12 )
Below	0 ( 0   0 )	2 ( 0   0 )	2 ( 0   0 )	0 ( 0   0 )	0 ( 0   0 )	0 ( 0   0 )	1 ( 0   0 )	0 ( 0   0 )	0 ( 0   0 )	0 ( 0   0 )	0 ( 0   0 )	0 ( 0   0 )	0 ( 0   0 )	1 ( 0   0 )	0 ( 0   0 )	0 ( 0   0 )	0 ( 0   0 )	0 ( 0   0 )	3 ( 0   3 )
GPA	12 ( 0   0 )	1 ( 0   0 )	0 ( 0   0 )	0 ( 0   0 )	0 ( 0   0 )	0 ( 0   0 )	0 ( 0   0 )	0 ( 0   0 )	0 ( 0   0 )	0 ( 0   0 )	0 ( 0   0 )	0 ( 0   0 )	0 ( 0   0 )	0 ( 0   0 )	0 ( 0   0 )	0 ( 0   0 )	0 ( 0   0 )	0 ( 0   0 )	13 ( 0   13 )
Total	16 ( 0   0 )	115 ( 0   0 )	33 ( 0   0 )	48 ( 11   5 )	28 ( 14   7 )	29 ( 20   7 )	24 ( 15   3 )	28 ( 25   2 )	10 ( 9   0 )	5 ( 5   1 )	28 ( 20   7 )	26 ( 15   3 )	29 ( 20   7 )	24 ( 15   3 )	28 ( 25   2 )	10 ( 9   0 )	5 ( 5   1 )	3 ( 2   1 )	400 ( 106   294 )



The University of Michigan Law School Admissions Office  
 Admissions Grid of LSAT & GPA for Emancipation Americans

Page: 4

As of: 12/07/95

	120-145	146-147	148-150	151-153	154-155	156-158	159-160	161-163	164-166	167-169	170-Above	Total
	Apps	Apps	Apps	Apps	Apps	Apps	Apps	Apps	Apps	Apps	Apps	Apps
	(Adm Yld)	(Adm Yld)	(Adm Yld)	(Adm Yld)	(Adm Yld)	(Adm Yld)	(Adm Yld)	(Adm Yld)	(Adm Yld)	(Adm Yld)	(Adm Yld)	(Adm Yld)
3.75 & Above	5 ( 0   0 )	4 ( 0   0 )	8 ( 0   0 )	11 ( 0   0 )	12 ( 0   0 )	47 ( 4   4 )	45 ( 0   0 )	93 ( 8   4 )	108 ( 46   13 )	96 ( 86   15 )	120 ( 114   14 )	531 ( 258   31 )
3.50 - 3.74	6 ( 0   0 )	6 ( 0   0 )	19 ( 0   0 )	23 ( 0   0 )	32 ( 3   3 )	57 ( 2   2 )	65 ( 2   1 )	161 ( 14   10 )	163 ( 62   29 )	130 ( 96   37 )	94 ( 89   21 )	763 ( 268   10 )
3.25 - 3.49	9 ( 3   0 )	1 ( 0   0 )	16 ( 0   0 )	24 ( 0   0 )	21 ( 0   0 )	51 ( 1   1 )	61 ( 1   1 )	126 ( 5   5 )	91 ( 11   9 )	78 ( 38   16 )	74 ( 55   15 )	562 ( 114   4 )
3.00 - 3.24	6 ( 0   0 )	4 ( 0   0 )	16 ( 0   0 )	13 ( 0   0 )	15 ( 0   0 )	26 ( 0   0 )	19 ( 1   0 )	42 ( 2   2 )	37 ( 3   3 )	19 ( 4   4 )	17 ( 8   3 )	222 ( 18   1 )
2.75 - 2.99	4 ( 0   0 )	2 ( 0   0 )	7 ( 0   0 )	7 ( 0   0 )	6 ( 0   0 )	11 ( 0   0 )	7 ( 1   1 )	14 ( 0   0 )	19 ( 0   0 )	11 ( 1   0 )	10 ( 3   1 )	108 ( 5   1 )
2.50 - 2.74	0 ( 0   0 )	0 ( 0   0 )	4 ( 0   0 )	2 ( 0   0 )	3 ( 0   0 )	4 ( 0   0 )	2 ( 0   0 )	7 ( 0   0 )	7 ( 1   1 )	6 ( 3   3 )	5 ( 0   0 )	50 ( 4   1 )
2.25 - 2.49	3 ( 0   0 )	1 ( 0   0 )	3 ( 0   0 )	1 ( 0   0 )	0 ( 0   0 )	1 ( 0   0 )	0 ( 0   0 )	5 ( 0   0 )	2 ( 0   0 )	0 ( 0   0 )	1 ( 0   0 )	25 ( 0   0 )
2.00 - 2.24	0 ( 0   0 )	1 ( 0   0 )	1 ( 0   0 )	1 ( 0   0 )	0 ( 0   0 )	3 ( 0   0 )	1 ( 0   0 )	0 ( 0   0 )	0 ( 0   0 )	1 ( 0   0 )	1 ( 0   0 )	10 ( 0   0 )
Below 2.00	0 ( 0   0 )	0 ( 0   0 )	0 ( 0   0 )	0 ( 0   0 )	0 ( 0   0 )	0 ( 0   0 )	0 ( 0   0 )	1 ( 0   0 )	0 ( 0   0 )	0 ( 0   0 )	0 ( 0   0 )	0 ( 0   0 )
MC GPA	10 ( 0   0 )	1 ( 0   0 )	0 ( 0   0 )	1 ( 0   0 )	1 ( 0   0 )	1 ( 0   0 )	0 ( 0   0 )	1 ( 0   0 )	0 ( 0   0 )	1 ( 0   0 )	2 ( 1   0 )	19 ( 1   0 )
Total	43 ( 3   0 )	20 ( 0   0 )	74 ( 0   0 )	83 ( 0   0 )	92 ( 3   3 )	201 ( 7   7 )	200 ( 5   3 )	450 ( 29   21 )	427 ( 123   55 )	342 ( 228   75 )	324 ( 270   54 )	2311 ( 668   21 )



The University of Michigan Law School Admissions Office  
 Admissions Grid of LSAT & GPA for Mexican Americans

Page: 5

As of: 12/07/95

	120-165	146-147	148-150	151-153	154-155	156-158	159-160	161-163	164-166	167-169	170-Above	Total
	Apps	Apps	Apps	Apps	Apps	Apps	Apps	Apps	Apps	Apps	Apps	Apps
	(Adm vid)	(Adm vid)	(Adm vid)	(Adm vid)	(Adm vid)	(Adm vid)	(Adm vid)	(Adm vid)	(Adm vid)	(Adm vid)	(Adm vid)	(Adm vid)
1.75 &	0	0	1	1	2	3	1	0	0	1	0	9
Above	( 0   0 )	( 0   0 )	( 0   0 )	( 0   0 )	( 1   0 )	( 2   0 )	( 0   0 )	( 0   0 )	( 0   0 )	( 1   1 )	( 0   0 )	( 4   0 )
1.50 -	0	1	4	0	2	7	5	6	0	0	0	26
1.74	( 0   0 )	( 0   0 )	( 0   0 )	( 0   0 )	( 1   0 )	( 6   1 )	( 4   1 )	( 6   0 )	( 0   0 )	( 0   0 )	( 0   0 )	( 17   0 )
1.25 -	0	0	1	0	4	5	1	1	1	1	0	17
1.49	( 0   0 )	( 0   0 )	( 0   0 )	( 0   0 )	( 2   0 )	( 4   2 )	( 0   0 )	( 1   0 )	( 1   1 )	( 1   0 )	( 0   0 )	( 9   0 )
1.00 -	0	1	1	2	1	3	2	3	1	1	2	20
1.24	( 0   0 )	( 0   0 )	( 0   0 )	( 0   0 )	( 0   0 )	( 2   1 )	( 1   1 )	( 3   1 )	( 1   0 )	( 1   0 )	( 2   0 )	( 10   0 )
2.75 -	0	2	0	0	2	0	0	0	0	1	0	9
2.99	( 0   0 )	( 0   0 )	( 0   0 )	( 0   0 )	( 0   0 )	( 0   0 )	( 0   0 )	( 0   0 )	( 0   0 )	( 1   0 )	( 0   0 )	( 1   0 )
2.50 -	0	1	1	3	0	0	1	0	0	0	0	11
2.74	( 0   0 )	( 0   0 )	( 0   0 )	( 0   0 )	( 0   0 )	( 0   0 )	( 0   0 )	( 0   0 )	( 0   0 )	( 0   0 )	( 0   0 )	( 0   0 )
2.25 -	0	1	0	0	0	0	0	0	0	1	0	4
2.49	( 0   0 )	( 0   0 )	( 0   0 )	( 0   0 )	( 0   0 )	( 0   0 )	( 0   0 )	( 0   0 )	( 0   0 )	( 0   0 )	( 0   0 )	( 0   0 )
2.00 -	0	0	0	0	0	0	0	0	0	0	0	1
2.24	( 0   0 )	( 0   0 )	( 0   0 )	( 0   0 )	( 0   0 )	( 0   0 )	( 0   0 )	( 0   0 )	( 0   0 )	( 0   0 )	( 0   0 )	( 0   0 )
Below	0	0	0	0	0	0	0	0	0	0	0	0
2.00	( 0   0 )	( 0   0 )	( 0   0 )	( 0   0 )	( 0   0 )	( 0   0 )	( 0   0 )	( 0   0 )	( 0   0 )	( 0   0 )	( 0   0 )	( 0   0 )
Mr	0	0	0	0	0	0	0	0	0	0	0	0
GPA	( 0   0 )	( 0   0 )	( 0   0 )	( 0   0 )	( 0   0 )	( 0   0 )	( 0   0 )	( 0   0 )	( 0   0 )	( 0   0 )	( 0   0 )	( 0   0 )
Total	1	19	6	6	11	18	10	10	2	5	2	98
	( 0   0 )	( 0   0 )	( 0   0 )	( 0   0 )	( 4   0 )	( 14   4 )	( 5   1 )	( 10   1 )	( 2   1 )	( 4   1 )	( 2   0 )	( 41   0 )



The University of Michigan Law School Admissions Office  
 Admissions Grid of LSAT & GPA for Other Hispanic Americans

Page: 6

As of: 12/07/95

	No (sat Apps (Adm Yld)	120-145 Apps (Adm Yld)	146-147 Apps (Adm Yld)	148-150 Apps (Adm Yld)	151-153 Apps (Adm Yld)	154-155 Apps (Adm Yld)	156-158 Apps (Adm Yld)	159-160 Apps (Adm Yld)	161-163 Apps (Adm Yld)	164-166 Apps (Adm Yld)	167-169 Apps (Adm Yld)	170-Above Apps (Adm Yld)	Total Apps (Adm Yld)
3.75 & Above	0	0	0	0	0	4	0	1	2	1	4	1	13
3.50 - 3.74	1	0	2	0	5	1	7	0	3	6	2	1	28
3.25 - 3.49	0	2	0	0	4	3	2	5	7	2	1	3	29
3.00 - 3.24	2	3	2	2	5	2	3	2	0	1	1	0	23
2.75 - 2.99	0	6	0	2	0	0	1	0	1	1	0	1	12
2.50 - 2.74	0	0	0	0	2	0	0	0	0	1	0	0	3
2.25 - 2.49	0	3	0	1	0	0	0	0	0	1	0	0	5
2.00 - 2.24	0	0	0	0	0	0	0	0	0	0	0	0	0
Below 2.00	0	0	0	0	0	0	0	0	0	0	0	0	0
No GPA	1	0	0	0	0	0	0	0	0	0	0	0	1
Total	4	14	4	5	16	10	13	8	13	13	8	6	116



UML 013558



The University of Michigan Law School Admissions Office  
 Admissions Grid of LSAT & GPA for Asian/Pacific Island Americans

Page: 7

As of: 12/07/95

	120-145	146-167	148-150	151-153	154-155	156-158	159-160	161-163	164-166	167-169	170-Above	Total
	Apps	Apps	Apps	Apps	Apps	Apps	Apps	Apps	Apps	Apps	Apps	Apps
	(Adm Yld)	(Adm Yld)	(Adm Yld)	(Adm Yld)	(Adm Yld)	(Adm Yld)	(Adm Yld)	(Adm Yld)	(Adm Yld)	(Adm Yld)	(Adm Yld)	(Adm Yld)
1.75 & Above	3 ( 0   0 )	1 ( 0   0 )	1 ( 0   0 )	7 ( 0   0 )	3 ( 0   0 )	8 ( 0   0 )	8 ( 0   0 )	13 ( 3   2 )	12 ( 8   1 )	9 ( 8   1 )	12 ( 12   0 )	77 ( 31   )
1.50	1 ( 0   0 )	0 ( 0   0 )	3 ( 0   0 )	5 ( 0   0 )	6 ( 0   0 )	13 ( 0   0 )	20 ( 1   0 )	31 ( 2   2 )	29 ( 11   3 )	19 ( 17   2 )	17 ( 17   2 )	166 ( 48   )
1.25	2 ( 0   0 )	1 ( 0   0 )	3 ( 1   1 )	7 ( 0   0 )	10 ( 0   0 )	14 ( 0   0 )	22 ( 0   0 )	20 ( 2   2 )	15 ( 2   2 )	13 ( 5   2 )	17 ( 16   1 )	124 ( 26   )
1.00	3 ( 0   0 )	3 ( 0   0 )	5 ( 0   0 )	10 ( 0   0 )	2 ( 0   0 )	7 ( 0   0 )	4 ( 0   0 )	9 ( 0   0 )	3 ( 0   0 )	6 ( 1   1 )	5 ( 2   0 )	57 ( 3   )
0.75	3 ( 0   0 )	6 ( 0   0 )	3 ( 0   0 )	2 ( 0   0 )	4 ( 0   0 )	2 ( 0   0 )	3 ( 1   1 )	10 ( 0   0 )	2 ( 0   0 )	3 ( 0   0 )	2 ( 1   1 )	39 ( 2   )
0.50	4 ( 0   0 )	0 ( 0   0 )	1 ( 0   0 )	2 ( 0   0 )	0 ( 0   0 )	1 ( 0   0 )	1 ( 0   0 )	1 ( 0   0 )	0 ( 0   0 )	0 ( 0   0 )	1 ( 0   0 )	11 ( 0   )
0.25	2 ( 0   0 )	1 ( 0   0 )	0 ( 0   0 )	2 ( 0   0 )	0 ( 0   0 )	0 ( 0   0 )	0 ( 0   0 )	1 ( 0   0 )	0 ( 0   0 )	1 ( 0   0 )	1 ( 0   0 )	8 ( 0   )
0.00	0 ( 0   0 )	0 ( 0   0 )	0 ( 0   0 )	0 ( 0   0 )	0 ( 0   0 )	0 ( 0   0 )	0 ( 0   0 )	0 ( 0   0 )	0 ( 0   0 )	0 ( 0   0 )	0 ( 0   0 )	0 ( 0   )
Below	0 ( 0   0 )	0 ( 0   0 )	0 ( 0   0 )	0 ( 0   0 )	0 ( 0   0 )	0 ( 0   0 )	1 ( 0   0 )	0 ( 0   0 )	0 ( 0   0 )	0 ( 0   0 )	0 ( 0   0 )	1 ( 0   )
Non	1 ( 0   0 )	0 ( 0   0 )	1 ( 0   0 )	1 ( 0   0 )	1 ( 0   0 )	2 ( 1   0 )	0 ( 0   0 )	1 ( 0   0 )	0 ( 0   0 )	1 ( 0   0 )	0 ( 0   0 )	9 ( 1   )
GPA	19 ( 0   0 )	10 ( 0   0 )	17 ( 1   1 )	36 ( 0   0 )	26 ( 0   0 )	47 ( 1   0 )	59 ( 2   1 )	86 ( 7   6 )	61 ( 21   6 )	52 ( 31   6 )	55 ( 44   4 )	470 ( 111   2 )



UML 013559

The University of Michigan Law School Admissions Office  
 Admissions Grid of LSAT & GPA for Puerto Rican Applicants

As of: 12/07/95

Page: 8

	120-125	146-147	148-150	151-153	154-155	156-158	159-160	161-163	164-166	167-169	170-Above	Total
Min LSAT	120-125	146-147	148-150	151-153	154-155	156-158	159-160	161-163	164-166	167-169	170-Above	Total
Apps (Adm Ytd)	Apps (Adm Ytd)	Apps (Adm Ytd)	Apps (Adm Ytd)	Apps (Adm Ytd)	Apps (Adm Ytd)	Apps (Adm Ytd)	Apps (Adm Ytd)	Apps (Adm Ytd)	Apps (Adm Ytd)	Apps (Adm Ytd)	Apps (Adm Ytd)	Apps (Adm Ytd)
3.75 & Above	0 ( 0   0 )	0 ( 0   0 )	0 ( 0   0 )	0 ( 0   0 )	0 ( 0   0 )	0 ( 0   0 )	0 ( 0   0 )	0 ( 0   0 )	0 ( 0   0 )	0 ( 0   0 )	0 ( 0   0 )	0 ( 0   0 )
3.50	0 ( 0   0 )	0 ( 0   0 )	1 ( 0   0 )	0 ( 0   0 )	1 ( 0   0 )	0 ( 0   0 )	1 ( 1   0 )	0 ( 0   0 )	1 ( 1   0 )	0 ( 0   0 )	0 ( 0   0 )	4 ( 2   0 )
3.25	0 ( 0   0 )	0 ( 0   0 )	1 ( 0   0 )	0 ( 0   0 )	0 ( 0   0 )	2 ( 1   1 )	0 ( 0   0 )	0 ( 0   0 )	0 ( 0   0 )	0 ( 0   0 )	0 ( 0   0 )	3 ( 1   0 )
3.00	0 ( 0   0 )	0 ( 0   0 )	1 ( 0   0 )	0 ( 0   0 )	1 ( 0   0 )	3 ( 1   1 )	0 ( 0   0 )	0 ( 0   0 )	0 ( 0   0 )	0 ( 0   0 )	0 ( 0   0 )	7 ( 1   0 )
2.75	0 ( 0   0 )	0 ( 0   0 )	0 ( 0   0 )	1 ( 0   0 )	0 ( 0   0 )	0 ( 0   0 )	0 ( 0   0 )	1 ( 0   0 )	1 ( 1   0 )	0 ( 0   0 )	0 ( 0   0 )	5 ( 1   0 )
2.50	0 ( 0   0 )	0 ( 0   0 )	0 ( 0   0 )	0 ( 0   0 )	0 ( 0   0 )	0 ( 0   0 )	0 ( 0   0 )	0 ( 0   0 )	0 ( 0   0 )	0 ( 0   0 )	0 ( 0   0 )	1 ( 0   0 )
2.25	0 ( 0   0 )	0 ( 0   0 )	0 ( 0   0 )	0 ( 0   0 )	0 ( 0   0 )	0 ( 0   0 )	0 ( 0   0 )	0 ( 0   0 )	0 ( 0   0 )	0 ( 0   0 )	0 ( 0   0 )	0 ( 0   0 )
2.00	0 ( 0   0 )	0 ( 0   0 )	0 ( 0   0 )	0 ( 0   0 )	0 ( 0   0 )	0 ( 0   0 )	0 ( 0   0 )	0 ( 0   0 )	0 ( 0   0 )	0 ( 0   0 )	0 ( 0   0 )	0 ( 0   0 )
1.75	0 ( 0   0 )	0 ( 0   0 )	0 ( 0   0 )	0 ( 0   0 )	0 ( 0   0 )	0 ( 0   0 )	0 ( 0   0 )	0 ( 0   0 )	0 ( 0   0 )	0 ( 0   0 )	0 ( 0   0 )	0 ( 0   0 )
Min GPA	0 ( 0   0 )	0 ( 0   0 )	0 ( 0   0 )	0 ( 0   0 )	0 ( 0   0 )	0 ( 0   0 )	0 ( 0   0 )	0 ( 0   0 )	0 ( 0   0 )	0 ( 0   0 )	0 ( 0   0 )	0 ( 0   0 )
Total	0 ( 0   0 )	0 ( 0   0 )	3 ( 0   0 )	1 ( 0   0 )	2 ( 0   0 )	5 ( 2   2 )	1 ( 1   0 )	1 ( 0   0 )	2 ( 2   1 )	0 ( 0   0 )	0 ( 0   0 )	20 ( 5   0 )



UML 013560

The University of Michigan Law School Admissions Office  
 Admissions Grid of LSAT & GPA for foreign Applicants

As of: 12/07/95

Page: 9

No LSAT	120-145	146-167	168-180	181-183	184-185	186-188	189-190	191-193	194-196	197-199	200-202	Total
Apps	Apps	Apps	Apps	Apps	Apps	Apps	Apps	Apps	Apps	Apps	Apps	Apps
(Adm Yld)	(Adm Yld)	(Adm Yld)	(Adm Yld)	(Adm Yld)	(Adm Yld)	(Adm Yld)	(Adm Yld)	(Adm Yld)	(Adm Yld)	(Adm Yld)	(Adm Yld)	(Adm Yld)
1.75 & Above	0 ( 0   0 )	0 ( 0   0 )	1 ( 0   0 )	1 ( 0   0 )	1 ( 0   0 )	0 ( 0   0 )	1 ( 1   0 )	4 ( 0   0 )	5 ( 2   0 )	1 ( 0   0 )	2 ( 2   0 )	16 ( 5   0 )
1.50 - 1.74	0 ( 0   0 )	1 ( 0   0 )	2 ( 0   0 )	0 ( 0   0 )	0 ( 0   0 )	2 ( 0   0 )	1 ( 0   0 )	4 ( 0   0 )	4 ( 0   0 )	2 ( 1   0 )	3 ( 2   0 )	22 ( 3   0 )
1.25 - 1.49	0 ( 0   0 )	3 ( 0   0 )	2 ( 0   0 )	2 ( 0   0 )	3 ( 0   0 )	1 ( 0   0 )	1 ( 1   1 )	2 ( 0   0 )	3 ( 0   0 )	1 ( 1   0 )	0 ( 0   0 )	20 ( 2   1 )
1.00 - 1.24	0 ( 0   0 )	3 ( 0   0 )	1 ( 0   0 )	1 ( 0   0 )	0 ( 0   0 )	0 ( 0   0 )	2 ( 0   0 )	1 ( 0   0 )	0 ( 0   0 )	0 ( 0   0 )	0 ( 0   0 )	9 ( 0   0 )
0.75 - 0.99	0 ( 0   0 )	2 ( 0   0 )	0 ( 0   0 )	2 ( 0   0 )	0 ( 0   0 )	0 ( 0   0 )	2 ( 0   0 )	0 ( 0   0 )	0 ( 0   0 )	0 ( 0   0 )	0 ( 0   0 )	7 ( 0   0 )
2.50 - 2.74	0 ( 0   0 )	4 ( 0   0 )	0 ( 0   0 )	0 ( 0   0 )	0 ( 0   0 )	0 ( 0   0 )	0 ( 0   0 )	0 ( 0   0 )	1 ( 0   0 )	0 ( 0   0 )	0 ( 0   0 )	5 ( 0   0 )
2.25 - 2.49	0 ( 0   0 )	0 ( 0   0 )	0 ( 0   0 )	1 ( 0   0 )	0 ( 0   0 )	0 ( 0   0 )	0 ( 0   0 )	0 ( 0   0 )	0 ( 0   0 )	0 ( 0   0 )	1 ( 0   0 )	2 ( 0   0 )
2.00 - 2.24	0 ( 0   0 )	0 ( 0   0 )	0 ( 0   0 )	0 ( 0   0 )	1 ( 0   0 )	0 ( 0   0 )	0 ( 0   0 )	0 ( 0   0 )	0 ( 0   0 )	0 ( 0   0 )	0 ( 0   0 )	2 ( 0   0 )
Below 2.00	0 ( 0   0 )	0 ( 0   0 )	0 ( 0   0 )	0 ( 0   0 )	0 ( 0   0 )	0 ( 0   0 )	0 ( 0   0 )	0 ( 0   0 )	0 ( 0   0 )	0 ( 0   0 )	0 ( 0   0 )	0 ( 0   0 )
No GPA	2 ( 0   0 )	6 ( 0   0 )	4 ( 0   0 )	1 ( 0   0 )	2 ( 0   0 )	1 ( 0   0 )	1 ( 0   0 )	3 ( 0   0 )	2 ( 0   0 )	3 ( 1   0 )	1 ( 1   0 )	28 ( 2   0 )
Total	2 ( 0   0 )	19 ( 0   0 )	8 ( 0   0 )	10 ( 0   0 )	7 ( 0   0 )	4 ( 0   0 )	6 ( 2   1 )	14 ( 0   0 )	15 ( 2   0 )	7 ( 3   0 )	7 ( 5   0 )	111 ( 12   1 )



UML 013561

The University of Michigan Law School Admissions Office  
 Admissions Grid of LSAT & GPA for Applicants of Unknown Ethnicity

	No List	120-145	146-147	148-150	151-153	154-155	156-158	159-160	161-163	164-166	167-169	170-Above	Total
	(Adm Vid)	(Adm Vid)	(Adm Vid)	(Adm Vid)	(Adm Vid)	(Adm Vid)	(Adm Vid)	(Adm Vid)	(Adm Vid)	(Adm Vid)	(Adm Vid)	(Adm Vid)	(Adm Vid)
	Apps	Apps	Apps	Apps	Apps	Apps	Apps	Apps	Apps	Apps	Apps	Apps	Apps
3.75 R	1	0	1	1	4	2	8	6	26	22	22	15	108
Above	( 0   0 )	( 0   0 )	( 0   0 )	( 0   0 )	( 0   0 )	( 0   0 )	( 0   0 )	( 0   0 )	( 1   0 )	( 15   4 )	( 21   4 )	( 15   0 )	( 52   1 )
3.50	5	3	0	4	4	13	8	14	32	43	29	25	180
3.75	( 0   0 )	( 0   0 )	( 0   0 )	( 0   0 )	( 0   0 )	( 0   0 )	( 0   0 )	( 2   2 )	( 2   1 )	( 23   13 )	( 24   10 )	( 22   4 )	( 73   3 )
3.25	1	5	1	6	8	6	7	15	34	29	13	21	146
3.50	( 0   0 )	( 0   0 )	( 0   0 )	( 0   0 )	( 0   0 )	( 0   0 )	( 0   0 )	( 0   0 )	( 2   2 )	( 2   1 )	( 6   4 )	( 13   3 )	( 23   1 )
3.00	0	3	1	3	3	2	12	4	12	4	12	7	63
3.25	( 0   0 )	( 0   0 )	( 0   0 )	( 0   0 )	( 0   0 )	( 0   0 )	( 0   0 )	( 0   0 )	( 1   0 )	( 0   0 )	( 3   3 )	( 4   1 )	( 8   2 )
2.75	0	2	0	3	0	2	1	3	4	3	1	0	19
2.99	( 0   0 )	( 0   0 )	( 0   0 )	( 0   0 )	( 0   0 )	( 0   0 )	( 0   0 )	( 0   0 )	( 0   0 )	( 0   0 )	( 0   0 )	( 0   0 )	( 0   0 )
2.50	0	3	0	1	2	0	3	1	2	0	1	0	13
2.75	( 0   0 )	( 0   0 )	( 0   0 )	( 0   0 )	( 0   0 )	( 0   0 )	( 0   0 )	( 0   0 )	( 0   0 )	( 0   0 )	( 0   0 )	( 0   0 )	( 0   0 )
2.25	0	2	0	0	1	1	0	0	1	0	0	0	5
2.49	( 0   0 )	( 0   0 )	( 0   0 )	( 0   0 )	( 0   0 )	( 0   0 )	( 0   0 )	( 0   0 )	( 0   0 )	( 0   0 )	( 0   0 )	( 0   0 )	( 0   0 )
2.00	0	1	0	0	1	0	0	0	0	0	0	0	2
2.25	( 0   0 )	( 0   0 )	( 0   0 )	( 0   0 )	( 0   0 )	( 0   0 )	( 0   0 )	( 0   0 )	( 0   0 )	( 0   0 )	( 0   0 )	( 0   0 )	( 0   0 )
Below	( 0   0 )	( 0   0 )	( 0   0 )	( 0   0 )	( 0   0 )	( 0   0 )	( 0   0 )	( 0   0 )	( 0   0 )	( 0   0 )	( 0   0 )	( 0   0 )	( 0   0 )
2.00	0	0	0	0	0	0	0	0	0	0	0	0	0
2.25	( 0   0 )	( 0   0 )	( 0   0 )	( 0   0 )	( 0   0 )	( 0   0 )	( 0   0 )	( 0   0 )	( 0   0 )	( 0   0 )	( 0   0 )	( 0   0 )	( 0   0 )
Mr	7	1	1	2	4	3	2	0	1	2	2	0	25
GPA	( 0   0 )	( 0   0 )	( 0   0 )	( 0   0 )	( 0   0 )	( 0   0 )	( 0   0 )	( 0   0 )	( 0   0 )	( 1   0 )	( 1   1 )	( 0   0 )	( 2   1 )
Total	14	20	4	20	27	29	41	43	112	103	60	68	561
	( 0   0 )	( 0   0 )	( 0   0 )	( 0   0 )	( 0   0 )	( 0   0 )	( 0   0 )	( 2   2 )	( 6   3 )	( 41   18 )	( 55   22 )	( 54   8 )	( 158   5 )



The University of Michigan Law School Admissions Office  
 Admissions Grid of LSAT & GPA for Residents

Page: 14

As of: 12/07/95

No. LSAT	120-145		146-147		148-150		151-153		154-155		156-158		159-160		161-163		164-166		167-169		170-Above		Total	
	Apps (Adm Yld)	(Adm Yld)	Apps (Adm Yld)	(Adm Yld)	Apps (Adm Yld)	(Adm Yld)	Apps (Adm Yld)	(Adm Yld)	Apps (Adm Yld)	(Adm Yld)	Apps (Adm Yld)	(Adm Yld)	Apps (Adm Yld)	(Adm Yld)	Apps (Adm Yld)	(Adm Yld)	Apps (Adm Yld)	(Adm Yld)	Apps (Adm Yld)	(Adm Yld)	Apps (Adm Yld)	(Adm Yld)	Apps (Adm Yld)	(Adm Yld)
1.75 & Above	1	( 0   0 )	1	( 0   0 )	2	( 0   0 )	6	( 0   0 )	6	( 0   0 )	20	( 3   3 )	7	( 1   0 )	24	( 8   5 )	17	( 16   9 )	13	( 13   6 )	19	( 19   5 )	117	( 60   28 )
1.50 -	3	( 0   0 )	1	( 0   0 )	9	( 0   0 )	11	( 0   0 )	13	( 1   0 )	14	( 2   2 )	18	( 4   4 )	26	( 9   7 )	29	( 24   15 )	17	( 17   11 )	15	( 15   7 )	165	( 72   46 )
1.25 -	0	( 0   0 )	9	( 0   0 )	11	( 2   1 )	11	( 2   1 )	12	( 0   0 )	20	( 1   1 )	17	( 1   1 )	23	( 5   4 )	16	( 6   6 )	5	( 5   2 )	12	( 11   8 )	156	( 33   28 )
1.00 -	0	( 0   0 )	5	( 0   0 )	15	( 1   1 )	14	( 1   1 )	7	( 0   0 )	14	( 1   1 )	9	( 1   1 )	13	( 3   2 )	3	( 1   1 )	8	( 5   3 )	4	( 2   1 )	94	( 15   11 )
2.75 -	0	( 0   0 )	11	( 0   0 )	10	( 1   1 )	7	( 0   0 )	5	( 2   2 )	3	( 0   0 )	5	( 1   1 )	2	( 0   0 )	6	( 1   0 )	0	( 0   0 )	2	( 1   1 )	55	( 6   1 )
2.50 -	0	( 0   0 )	4	( 0   0 )	2	( 0   0 )	2	( 1   1 )	0	( 0   0 )	2	( 0   0 )	1	( 0   0 )	4	( 0   0 )	3	( 2   1 )	3	( 2   2 )	0	( 0   0 )	31	( 6   1 )
2.25 -	1	( 0   0 )	12	( 0   0 )	3	( 0   0 )	0	( 0   0 )	0	( 0   0 )	1	( 0   0 )	1	( 0   0 )	3	( 0   0 )	1	( 0   0 )	2	( 0   0 )	0	( 0   0 )	24	( 0   1 )
2.00 -	0	( 0   0 )	1	( 0   0 )	2	( 0   0 )	1	( 0   0 )	0	( 0   0 )	2	( 0   0 )	1	( 0   0 )	0	( 0   0 )	0	( 0   0 )	0	( 0   0 )	0	( 0   0 )	7	( 0   1 )
Below	0	( 0   0 )	1	( 0   0 )	0	( 0   0 )	0	( 0   0 )	0	( 0   0 )	0	( 0   0 )	0	( 0   0 )	0	( 0   0 )	0	( 0   0 )	0	( 0   0 )	0	( 0   0 )	2	( 0   1 )
Mean	14	( 0   0 )	0	( 0   0 )	57	( 0   0 )	0	( 0   0 )	1	( 0   0 )	0	( 0   0 )	0	( 0   0 )	0	( 0   0 )	1	( 1   0 )	0	( 0   0 )	0	( 0   0 )	17	( 1   1 )
Total	19	( 0   0 )	53	( 0   0 )	57	( 4   3 )	57	( 4   3 )	44	( 3   2 )	76	( 7   7 )	59	( 8   7 )	95	( 25   18 )	76	( 51   32 )	48	( 42   26 )	52	( 48   22 )	648	( 193   12 )




The University of Michigan Law School Admissions Office  
 Admissions Grid of LSAT & GPA for Non-Residents

Page: 15

As of: 12/07/95

	No LSAT Apps (Adm Yld)	120-125 Apps (Adm Yld)	146-147 Apps (Adm Yld)	148-150 Apps (Adm Yld)	151-153 Apps (Adm Yld)	154-155 Apps (Adm Yld)	156-158 Apps (Adm Yld)	159-160 Apps (Adm Yld)	161-163 Apps (Adm Yld)	164-166 Apps (Adm Yld)	167-169 Apps (Adm Yld)	170-Above Apps (Adm Yld)	Total Apps (Adm Yld)
1.75 & Above	5 (0 0)	5 (0 0)	6 (0 0)	11 (0 0)	21 (1 0)	18 (2 1)	48 (4 1)	57 (2 0)	117 (8 1)	134 (59 10)	120 (106 15)	132 (125 9)	674 (307 3)
1.50 - 1.74	9 (0 0)	14 (0 0)	12 (0 0)	26 (0 0)	38 (5 0)	48 (7 3)	82 (8 1)	92 (9 0)	219 (23 6)	219 (75 30)	165 (121 38)	126 (117 21)	1050 (365 9)
1.25 - 1.49	10 (3 0)	31 (0 0)	9 (0 0)	24 (1 0)	41 (1 1)	43 (7 6)	73 (15 6)	92 (5 2)	173 (12 6)	127 (12 7)	105 (49 20)	103 (76 11)	831 (181 5)
1.00 - 1.24	10 (1 0)	42 (0 0)	16 (0 0)	39 (1 1)	34 (1 1)	22 (2 1)	48 (7 3)	29 (6 1)	61 (10 1)	45 (5 3)	32 (6 3)	27 (14 3)	405 (53 1)
0.75 - 0.99	6 (0 0)	47 (0 0)	12 (0 0)	20 (0 0)	15 (0 0)	20 (1 0)	17 (2 2)	15 (2 2)	32 (4 0)	23 (3 1)	16 (2 0)	11 (3 1)	234 (17 )
0.50 - 0.74	2 (0 0)	40 (0 0)	6 (0 0)	13 (0 0)	11 (0 0)	7 (1 1)	8 (1 0)	6 (1 0)	10 (2 1)	7 (0 0)	6 (3 2)	7 (0 0)	123 (8 )
0.25 - 0.49	3 (0 0)	18 (0 0)	7 (0 0)	7 (0 0)	6 (0 0)	2 (0 0)	2 (0 0)	2 (0 0)	5 (0 0)	2 (0 0)	1 (1 0)	3 (0 0)	58 (1 )
0.00 - 0.24	0 (0 0)	11 (0 0)	4 (0 0)	1 (0 0)	2 (0 0)	1 (0 0)	1 (0 0)	0 (0 0)	0 (0 0)	0 (0 0)	1 (0 0)	1 (0 0)	22 (0 )
Below 0.00	0 (0 0)	1 (0 0)	1 (0 0)	0 (0 0)	0 (0 0)	0 (0 0)	0 (0 0)	2 (0 0)	1 (0 0)	0 (0 0)	0 (0 0)	0 (0 0)	5 (0 )
No GPA	20 (0 0)	11 (0 0)	3 (0 0)	7 (0 0)	7 (0 0)	6 (0 0)	6 (1 0)	1 (0 0)	6 (0 0)	3 (0 0)	7 (2 1)	3 (2 0)	80 (5 )
Total	65 (4 0)	220 (0 0)	76 (0 0)	148 (2 1)	175 (8 2)	167 (20 10)	285 (38 13)	296 (25 5)	624 (59 15)	560 (154 51)	453 (290 79)	413 (337 45)	3482 (937 2)



The University of Michigan Law School Admissions Office  
 Admissions Grid of LSAT & GPA for All Applicants  
 1995 Final Grid

Page: 1

	No. Last Appa (Adm Vid)	120-145 Appa (Adm Vid)	146-167 Appa (Adm Vid)	148-150 Appa (Adm Vid)	151-153 Appa (Adm Vid)	154-158 Appa (Adm Vid)	159-160 Appa (Adm Vid)	161-163 Appa (Adm Vid)	164-166 Appa (Adm Vid)	167-169 Appa (Adm Vid)	170-Above Appa (Adm Vid)	Total Appa (Adm Vid)
3.75 & Above	6 ( 0   0 )	6 ( 0   0 )	7 ( 0   0 )	13 ( 0   0 )	27 ( 1   0 )	24 ( 2   1 )	68 ( 7   4 )	64 ( 3   0 )	151 ( 16   6 )	133 ( 119   21 )	152 ( 144   13 )	792 ( 367   64 )
3.50 - 3.74	12 ( 0   0 )	23 ( 0   0 )	13 ( 0   0 )	35 ( 0   0 )	49 ( 5   0 )	61 ( 8   3 )	96 ( 10   2 )	110 ( 13   4 )	248 ( 99   45 )	162 ( 130   49 )	143 ( 132   28 )	1217 ( 437   164 )
3.25 - 3.49	10 ( 3   0 )	40 ( 0   0 )	9 ( 0   0 )	35 ( 3   2 )	52 ( 3   2 )	55 ( 7   3 )	93 ( 16   7 )	109 ( 6   3 )	144 ( 18   10 )	110 ( 54   22 )	115 ( 87   19 )	970 ( 214   81 )
3.00 - 3.24	10 ( 1   0 )	47 ( 0   0 )	18 ( 0   0 )	56 ( 2   2 )	49 ( 2   2 )	29 ( 2   1 )	43 ( 8   4 )	38 ( 7   2 )	48 ( 6   4 )	40 ( 11   8 )	31 ( 16   4 )	505 ( 48   30 )
2.75 - 2.99	6 ( 0   0 )	58 ( 0   0 )	14 ( 0   0 )	31 ( 1   1 )	23 ( 0   0 )	25 ( 3   2 )	20 ( 2   2 )	20 ( 3   3 )	34 ( 4   0 )	16 ( 2   0 )	13 ( 4   2 )	291 ( 23   11 )
2.50 - 2.74	2 ( 0   0 )	44 ( 0   0 )	8 ( 0   0 )	18 ( 1   1 )	19 ( 1   1 )	7 ( 1   1 )	10 ( 1   0 )	7 ( 1   0 )	16 ( 2   1 )	9 ( 5   4 )	8 ( 0   0 )	156 ( 14   9 )
2.25 - 2.49	4 ( 0   0 )	30 ( 0   0 )	7 ( 0   0 )	10 ( 0   0 )	6 ( 0   0 )	2 ( 0   0 )	3 ( 0   0 )	3 ( 0   0 )	3 ( 0   0 )	3 ( 1   0 )	3 ( 0   0 )	82 ( 1   0 )
2.00 - Below	0 ( 0   0 )	12 ( 0   0 )	4 ( 0   0 )	3 ( 0   0 )	3 ( 0   0 )	1 ( 0   0 )	3 ( 0   0 )	1 ( 0   0 )	0 ( 0   0 )	1 ( 0   0 )	1 ( 0   0 )	29 ( 0   0 )
2.00 GPA	0 ( 0   0 )	2 ( 0   0 )	2 ( 0   0 )	0 ( 0   0 )	0 ( 0   0 )	0 ( 0   0 )	0 ( 0   0 )	2 ( 0   0 )	0 ( 0   0 )	0 ( 0   0 )	0 ( 0   0 )	7 ( 0   0 )
No GPA	34 ( 0   0 )	12 ( 0   0 )	4 ( 0   0 )	7 ( 0   0 )	7 ( 0   0 )	7 ( 0   0 )	6 ( 1   0 )	1 ( 0   0 )	4 ( 1   0 )	7 ( 2   1 )	3 ( 2   0 )	98 ( 6   1 )
Total	84 ( 4   0 )	274 ( 0   0 )	88 ( 0   0 )	208 ( 7   6 )	235 ( 12   5 )	211 ( 23   11 )	342 ( 45   19 )	355 ( 33   12 )	437 ( 265   83 )	501 ( 332   105 )	469 ( 305   46 )	4147 ( 1130   340 )

EXHIBIT NO. 16  
 6-1-98 SD

UML 013471

The University of Michigan Law School Admissions Office  
 Admissions Grid of LSAT & GPA for Native Americans  
 1995 Final Grid

Page: 2

	No List Appa (Adm Yld)	120-145 Appa (Adm Yld)	146-147 Appa (Adm Yld)	148-150 Appa (Adm Yld)	151-153 Appa (Adm Yld)	154-155 Appa (Adm Yld)	156-158 Appa (Adm Yld)	159-160 Appa (Adm Yld)	161-163 Appa (Adm Yld)	164-166 Appa (Adm Yld)	167-169 Appa (Adm Yld)	170-Above Appa (Adm Yld)	Total , Appa (Adm Yld)
3.75 & Above	0 ( 0   0 )	0 ( 0   0 )	0 ( 0   0 )	0 ( 0   0 )	2 ( 1   0 )	0 ( 0   0 )	1 ( 0   0 )	0 ( 0   0 )	0 ( 0   0 )	0 ( 0   0 )	0 ( 0   0 )	0 ( 0   0 )	3 ( 1   0 )
3.50 - 3.74	0 ( 0   0 )	1 ( 0   0 )	0 ( 0   0 )	0 ( 0   0 )	0 ( 0   0 )	1 ( 0   0 )	0 ( 0   0 )	1 ( 0   0 )	2 ( 2   0 )	0 ( 0   0 )	0 ( 0   0 )	0 ( 0   0 )	3 ( 2   0 )
3.25 - 3.49	0 ( 0   0 )	0 ( 0   0 )	0 ( 0   0 )	0 ( 0   0 )	0 ( 0   0 )	3 ( 1   1 )	1 ( 0   0 )	1 ( 0   0 )	2 ( 2   0 )	1 ( 1   0 )	1 ( 1   0 )	0 ( 0   0 )	9 ( 5   1 )
3.00 - 3.24	2 ( 1   0 )	1 ( 0   0 )	1 ( 0   0 )	0 ( 0   0 )	1 ( 0   0 )	0 ( 0   0 )	1 ( 1   0 )	0 ( 0   0 )	0 ( 0   0 )	1 ( 1   1 )	1 ( 1   0 )	0 ( 0   0 )	8 ( 4   1 )
2.75 - 2.99	0 ( 0   0 )	2 ( 0   0 )	0 ( 0   0 )	3 ( 0   0 )	1 ( 0   0 )	0 ( 0   0 )	0 ( 0   0 )	0 ( 0   0 )	0 ( 0   0 )	1 ( 1   0 )	0 ( 0   0 )	0 ( 0   0 )	7 ( 1   0 )
2.50 - 2.74	0 ( 0   0 )	0 ( 0   0 )	1 ( 0   0 )	2 ( 1   1 )	0 ( 0   0 )	1 ( 0   0 )	0 ( 0   0 )	0 ( 0   0 )	1 ( 0   0 )	0 ( 0   0 )	0 ( 0   0 )	0 ( 0   0 )	5 ( 1   1 )
2.25 - 2.49	1 ( 0   0 )	2 ( 0   0 )	1 ( 0   0 )	0 ( 0   0 )	0 ( 0   0 )	1 ( 0   0 )	0 ( 0   0 )	0 ( 0   0 )	0 ( 0   0 )	0 ( 0   0 )	0 ( 0   0 )	0 ( 0   0 )	3 ( 0   0 )
2.00 - 2.24	0 ( 0   0 )	1 ( 0   0 )	0 ( 0   0 )	0 ( 0   0 )	1 ( 0   0 )	0 ( 0   0 )	0 ( 0   0 )	0 ( 0   0 )	0 ( 0   0 )	0 ( 0   0 )	0 ( 0   0 )	0 ( 0   0 )	2 ( 0   0 )
Below 2.00	0 ( 0   0 )	0 ( 0   0 )	0 ( 0   0 )	0 ( 0   0 )	0 ( 0   0 )	0 ( 0   0 )	0 ( 0   0 )	0 ( 0   0 )	0 ( 0   0 )	0 ( 0   0 )	0 ( 0   0 )	0 ( 0   0 )	0 ( 0   0 )
No GPA	1 ( 0   0 )	0 ( 0   0 )	0 ( 0   0 )	0 ( 0   0 )	0 ( 0   0 )	0 ( 0   0 )	0 ( 0   0 )	0 ( 0   0 )	0 ( 0   0 )	0 ( 0   0 )	0 ( 0   0 )	0 ( 0   0 )	1 ( 0   0 )
Total	4 ( 1   0 )	7 ( 0   0 )	3 ( 0   0 )	5 ( 1   1 )	5 ( 1   0 )	6 ( 1   1 )	3 ( 1   0 )	2 ( 0   0 )	5 ( 4   0 )	3 ( 3   1 )	2 ( 2   0 )	0 ( 0   0 )	45 ( 14   3 )



UML 013472



The University of Michigan Law School Admissions Office  
 Admissions Grid of LSAT & GPA for African Americans  
 1995 Final Grid

Page: 3

No Lost Above	120-145	144-147	148-150	151-153	154-155	156-158	159-160	161-163	164-166	167-169	170-Above	Total
Appa (Adm Vid)	Appa (Adm Vid)	Appa (Adm Vid)	Appa (Adm Vid)	Appa (Adm Vid)	Appa (Adm Vid)	Appa (Adm Vid)	Appa (Adm Vid)	Appa (Adm Vid)	Appa (Adm Vid)	Appa (Adm Vid)	Appa (Adm Vid)	Appa (Adm Vid)
3.75 & Above	0 ( 0   0 )	1 ( 0   0 )	1 ( 0   0 )	1 ( 0   0 )	0 ( 0   0 )	1 ( 1   0 )	2 ( 2   0 )	3 ( 3   0 )	3 ( 3   0 )	0 ( 0   0 )	1 ( 1   0 )	14 ( 10   0 )
3.50 - 3.74	0 ( 0   0 )	3 ( 0   0 )	2 ( 0   0 )	10 ( 5   0 )	5 ( 4   0 )	2 ( 2   0 )	3 ( 3   1 )	6 ( 5   0 )	2 ( 1   0 )	0 ( 0   0 )	1 ( 1   1 )	43 ( 21   2 )
3.25 - 3.49	0 ( 0   0 )	15 ( 0   0 )	4 ( 0   0 )	7 ( 3   2 )	5 ( 4   2 )	10 ( 10   3 )	3 ( 3   0 )	4 ( 4   1 )	1 ( 1   0 )	2 ( 2   0 )	0 ( 0   0 )	57 ( 29   9 )
3.00 - 3.24	0 ( 0   0 )	21 ( 0   0 )	5 ( 0   0 )	13 ( 2   2 )	6 ( 2   1 )	7 ( 4   2 )	5 ( 5   1 )	8 ( 7   0 )	1 ( 1   0 )	0 ( 0   0 )	0 ( 0   0 )	92 ( 23   9 )
2.75 - 2.99	1 ( 0   0 )	29 ( 0   0 )	7 ( 0   0 )	10 ( 0   0 )	9 ( 3   2 )	5 ( 2   2 )	5 ( 1   1 )	4 ( 4   0 )	2 ( 2   0 )	0 ( 0   0 )	0 ( 0   0 )	85 ( 13   6 )
2.50 - 2.74	1 ( 0   0 )	18 ( 0   0 )	6 ( 0   0 )	7 ( 1   1 )	3 ( 1   1 )	2 ( 1   0 )	2 ( 1   0 )	3 ( 2   1 )	1 ( 1   0 )	2 ( 2   1 )	1 ( 0   0 )	55 ( 9   4 )
2.25 - 2.49	0 ( 0   0 )	11 ( 0   0 )	3 ( 0   0 )	1 ( 0   0 )	0 ( 0   0 )	2 ( 0   0 )	3 ( 0   0 )	1 ( 0   0 )	0 ( 0   0 )	1 ( 1   0 )	0 ( 0   0 )	28 ( 1   0 )
2.00 - 2.24	0 ( 0   0 )	8 ( 0   0 )	2 ( 0   0 )	0 ( 0   0 )	0 ( 0   0 )	0 ( 0   0 )	0 ( 0   0 )	0 ( 0   0 )	0 ( 0   0 )	0 ( 0   0 )	0 ( 0   0 )	12 ( 0   0 )
Below 2.00	0 ( 0   0 )	2 ( 0   0 )	2 ( 0   0 )	0 ( 0   0 )	0 ( 0   0 )	0 ( 0   0 )	1 ( 0   0 )	0 ( 0   0 )	0 ( 0   0 )	0 ( 0   0 )	0 ( 0   0 )	5 ( 0   0 )
No GPA	12 ( 0   0 )	1 ( 0   0 )	0 ( 0   0 )	0 ( 0   0 )	0 ( 0   0 )	0 ( 0   0 )	0 ( 0   0 )	0 ( 0   0 )	0 ( 0   0 )	0 ( 0   0 )	0 ( 0   0 )	13 ( 0   0 )
Total	16 ( 0   0 )	115 ( 0   0 )	33 ( 0   0 )	65 ( 5   4 )	28 ( 14   6 )	29 ( 20   7 )	24 ( 15   3 )	29 ( 25   2 )	19 ( 9   0 )	5 ( 5   1 )	5 ( 2   1 )	404 ( 106   27 )



UML 013473

The University of Michigan Law School Admissions Office  
 Admissions Grid of LSAT & GPA for Caucasian Americans  
 1995 Final Grid

Page: 4

	No List	120-145	146-147	148-150	151-153	154-155	156-158	159-160	161-163	164-166	167-169	170-Above	Total
	Appa	Appa	Appa	Appa	Appa	Appa	Appa	Appa	Appa	Appa	Appa	Appa	Appa
	(Adm Vid)	(Adm Vid)	(Adm Vid)	(Adm Vid)	(Adm Vid)	(Adm Vid)	(Adm Vid)	(Adm Vid)	(Adm Vid)	(Adm Vid)	(Adm Vid)	(Adm Vid)	(Adm Vid)
3.75 & Above	5 ( 0   0 )	2 ( 0   0 )	4 ( 0   0 )	8 ( 0   0 )	11 ( 0   0 )	12 ( 0   0 )	47 ( 4   4 )	45 ( 0   0 )	93 ( 8   4 )	108 ( 46   13 )	96 ( 86   15 )	121 ( 114   13 )	552 ( 258   49 )
3.50 -	6 ( 0   0 )	7 ( 0   0 )	6 ( 0   0 )	19 ( 0   0 )	23 ( 0   0 )	32 ( 3   3 )	57 ( 2   1 )	65 ( 2   1 )	161 ( 14   10 )	163 ( 62   29 )	130 ( 94   37 )	95 ( 89   21 )	744 ( 268   102 )
3.25 -	9 ( 3   0 )	10 ( 0   0 )	1 ( 0   0 )	16 ( 0   0 )	24 ( 0   0 )	21 ( 0   0 )	51 ( 1   1 )	61 ( 1   1 )	126 ( 5   5 )	92 ( 11   9 )	78 ( 38   16 )	74 ( 55   15 )	543 ( 114   47 )
3.00 -	6 ( 0   0 )	8 ( 0   0 )	4 ( 0   0 )	17 ( 0   0 )	13 ( 0   0 )	15 ( 0   0 )	26 ( 0   0 )	19 ( 1   0 )	42 ( 2   2 )	37 ( 3   3 )	19 ( 4   4 )	17 ( 8   3 )	223 ( 18   12 )
2.75 -	4 ( 0   0 )	8 ( 0   0 )	2 ( 0   0 )	7 ( 0   0 )	7 ( 0   0 )	8 ( 0   0 )	11 ( 0   0 )	7 ( 1   1 )	14 ( 0   0 )	19 ( 0   0 )	11 ( 1   0 )	10 ( 3   1 )	108 ( 5   2 )
2.50 -	0 ( 0   0 )	10 ( 0   0 )	0 ( 0   0 )	4 ( 0   0 )	2 ( 0   0 )	3 ( 0   0 )	4 ( 0   0 )	2 ( 0   0 )	7 ( 0   0 )	7 ( 1   1 )	6 ( 3   3 )	6 ( 0   0 )	51 ( 4   4 )
2.25 -	3 ( 0   0 )	8 ( 0   0 )	1 ( 0   0 )	3 ( 0   0 )	1 ( 0   0 )	0 ( 0   0 )	1 ( 0   0 )	0 ( 0   0 )	3 ( 0   0 )	2 ( 0   0 )	0 ( 0   0 )	1 ( 0   0 )	25 ( 0   0 )
2.00 -	0 ( 0   0 )	1 ( 0   0 )	1 ( 0   0 )	1 ( 0   0 )	1 ( 0   0 )	0 ( 0   0 )	3 ( 0   0 )	1 ( 0   0 )	0 ( 0   0 )	0 ( 0   0 )	1 ( 0   0 )	1 ( 0   0 )	10 ( 0   0 )
Below 2.00	0 ( 0   0 )	0 ( 0   0 )	0 ( 0   0 )	0 ( 0   0 )	0 ( 0   0 )	0 ( 0   0 )	0 ( 0   0 )	0 ( 0   0 )	1 ( 0   0 )	0 ( 0   0 )	0 ( 0   0 )	0 ( 0   0 )	1 ( 0   0 )
No GPA	10 ( 0   0 )	1 ( 0   0 )	1 ( 0   0 )	0 ( 0   0 )	1 ( 0   0 )	1 ( 0   0 )	1 ( 1   0 )	0 ( 0   0 )	1 ( 0   0 )	0 ( 0   0 )	1 ( 0   0 )	2 ( 1   0 )	19 ( 1   0 )
Total	43 ( 3   0 )	55 ( 0   0 )	20 ( 0   0 )	75 ( 0   0 )	83 ( 0   0 )	92 ( 3   3 )	201 ( 7   6 )	200 ( 5   5 )	450 ( 29   21 )	428 ( 123   55 )	342 ( 228   75 )	327 ( 270   53 )	2316 ( 448   216 )



UML 013474

The University of Michigan Law School Admissions Office  
 Admissions Grid of LSAT & GPA for Mexican Americans

1995 Final Grid

Page: 5

No Lost (Adm Vid)	170-185		146-167		151-153		154-155		156-158		159-160		161-163		164-166		167-169		170-Above		Total	
	Appa (Adm Vid)	(Adm Vid)	Appa (Adm Vid)	(Adm Vid)	Appa (Adm Vid)	(Adm Vid)	Appa (Adm Vid)	(Adm Vid)	Appa (Adm Vid)	(Adm Vid)	Appa (Adm Vid)	(Adm Vid)	Appa (Adm Vid)	(Adm Vid)	Appa (Adm Vid)	(Adm Vid)	Appa (Adm Vid)	(Adm Vid)	Appa (Adm Vid)	(Adm Vid)	Appa (Adm Vid)	(Adm Vid)
3.75 & Above	0 ( 0   0 )	0 ( 0   0 )	1 ( 0   0 )	1 ( 0   0 )	2 ( 1   0 )	2 ( 1   0 )	3 ( 2   0 )	3 ( 2   0 )	1 ( 0   0 )	1 ( 0   0 )	0 ( 0   0 )	0 ( 0   0 )	0 ( 0   0 )	0 ( 0   0 )	0 ( 0   0 )	0 ( 0   0 )	1 ( 1   1 )	1 ( 1   1 )	0 ( 0   0 )	0 ( 0   0 )	0 ( 0   0 )	9 ( 4   1 )
3.50 - 3.74	0 ( 0   0 )	1 ( 0   0 )	1 ( 0   0 )	4 ( 0   0 )	0 ( 0   0 )	2 ( 1   0 )	7 ( 6   1 )	5 ( 4   1 )	3 ( 2   0 )	3 ( 2   0 )	5 ( 4   1 )	5 ( 4   1 )	6 ( 4   0 )	0 ( 0   0 )	0 ( 0   0 )	0 ( 0   0 )	0 ( 0   0 )	0 ( 0   0 )	0 ( 0   0 )	0 ( 0   0 )	0 ( 0   0 )	26 ( 17   1 )
3.25 - 3.49	0 ( 0   0 )	3 ( 0   0 )	0 ( 0   0 )	1 ( 0   0 )	0 ( 0   0 )	4 ( 2   0 )	5 ( 4   2 )	1 ( 0   0 )	2 ( 0   0 )	2 ( 0   0 )	1 ( 0   0 )	1 ( 0   0 )	1 ( 0   0 )	1 ( 0   0 )	1 ( 0   0 )	1 ( 0   0 )	1 ( 0   0 )	1 ( 0   0 )	0 ( 0   0 )	0 ( 0   0 )	0 ( 0   0 )	17 ( 9   3 )
3.00 - 3.24	0 ( 0   0 )	3 ( 0   0 )	1 ( 0   0 )	1 ( 0   0 )	2 ( 0   0 )	1 ( 0   0 )	3 ( 2   1 )	2 ( 1   1 )	3 ( 2   1 )	1 ( 0   0 )	2 ( 1   1 )	1 ( 0   0 )	3 ( 3   1 )	3 ( 1   0 )	1 ( 0   0 )	1 ( 0   0 )	1 ( 0   0 )	1 ( 0   0 )	1 ( 0   0 )	2 ( 2   0 )	2 ( 2   0 )	20 ( 10   3 )
2.75 - 2.99	0 ( 0   0 )	4 ( 0   0 )	2 ( 0   0 )	0 ( 0   0 )	0 ( 0   0 )	2 ( 0   0 )	0 ( 0   0 )	0 ( 0   0 )	0 ( 0   0 )	0 ( 0   0 )	0 ( 0   0 )	0 ( 0   0 )	0 ( 0   0 )	0 ( 0   0 )	0 ( 0   0 )	0 ( 0   0 )	1 ( 1   0 )	1 ( 1   0 )	0 ( 0   0 )	0 ( 0   0 )	0 ( 0   0 )	9 ( 1   0 )
2.50 - 2.74	1 ( 0   0 )	4 ( 0   0 )	1 ( 0   0 )	1 ( 0   0 )	3 ( 0   0 )	0 ( 0   0 )	0 ( 0   0 )	0 ( 0   0 )	0 ( 0   0 )	0 ( 0   0 )	1 ( 0   0 )	1 ( 0   0 )	0 ( 0   0 )	0 ( 0   0 )	0 ( 0   0 )	0 ( 0   0 )	0 ( 0   0 )	0 ( 0   0 )	0 ( 0   0 )	0 ( 0   0 )	0 ( 0   0 )	11 ( 0   0 )
2.25 - 2.49	0 ( 0   0 )	2 ( 0   0 )	1 ( 0   0 )	0 ( 0   0 )	0 ( 0   0 )	0 ( 0   0 )	0 ( 0   0 )	0 ( 0   0 )	0 ( 0   0 )	0 ( 0   0 )	0 ( 0   0 )	0 ( 0   0 )	0 ( 0   0 )	0 ( 0   0 )	0 ( 0   0 )	0 ( 0   0 )	1 ( 0   0 )	1 ( 0   0 )	0 ( 0   0 )	0 ( 0   0 )	0 ( 0   0 )	4 ( 0   0 )
2.00 - 2.24	0 ( 0   0 )	1 ( 0   0 )	0 ( 0   0 )	0 ( 0   0 )	0 ( 0   0 )	0 ( 0   0 )	0 ( 0   0 )	0 ( 0   0 )	0 ( 0   0 )	0 ( 0   0 )	0 ( 0   0 )	0 ( 0   0 )	0 ( 0   0 )	0 ( 0   0 )	0 ( 0   0 )	0 ( 0   0 )	0 ( 0   0 )	0 ( 0   0 )	0 ( 0   0 )	0 ( 0   0 )	0 ( 0   0 )	1 ( 0   0 )
Below 2.00	0 ( 0   0 )	0 ( 0   0 )	0 ( 0   0 )	0 ( 0   0 )	0 ( 0   0 )	0 ( 0   0 )	0 ( 0   0 )	0 ( 0   0 )	0 ( 0   0 )	0 ( 0   0 )	0 ( 0   0 )	0 ( 0   0 )	0 ( 0   0 )	0 ( 0   0 )	0 ( 0   0 )	0 ( 0   0 )	0 ( 0   0 )	0 ( 0   0 )	0 ( 0   0 )	0 ( 0   0 )	0 ( 0   0 )	0 ( 0   0 )
No GPA	0 ( 0   0 )	1 ( 0   0 )	0 ( 0   0 )	0 ( 0   0 )	0 ( 0   0 )	0 ( 0   0 )	0 ( 0   0 )	0 ( 0   0 )	0 ( 0   0 )	0 ( 0   0 )	0 ( 0   0 )	0 ( 0   0 )	0 ( 0   0 )	0 ( 0   0 )	0 ( 0   0 )	0 ( 0   0 )	0 ( 0   0 )	0 ( 0   0 )	0 ( 0   0 )	0 ( 0   0 )	0 ( 0   0 )	1 ( 0   0 )
Total	1 ( 0   0 )	19 ( 0   0 )	6 ( 0   0 )	8 ( 0   0 )	6 ( 4   0 )	11 ( 4   0 )	18 ( 14   4 )	10 ( 5   1 )	10 ( 5   1 )	10 ( 10   1 )	10 ( 2   1 )	10 ( 2   1 )	10 ( 4   1 )	10 ( 10   1 )	2 ( 2   1 )	2 ( 2   1 )	5 ( 4   1 )	5 ( 4   1 )	2 ( 2   0 )	2 ( 2   0 )	2 ( 2   0 )	98 ( 41   0 )

UML 013475

The University of Michigan Law School Admissions Office  
 Admissions Grid of LSAT & GPA for Other Hispanic Americans  
 1995 Final Grid

Page: 6

No. Less Above	120-145		146-167		148-150		151-153		154-155		156-158		159-160		161-163		164-166		167-169		170-Above		Total		
	Appa (Adm Vid)	Appa (Adm Vid)	Appa (Adm Vid)	Appa (Adm Vid)	Appa (Adm Vid)	Appa (Adm Vid)	Appa (Adm Vid)	Appa (Adm Vid)	Appa (Adm Vid)	Appa (Adm Vid)	Appa (Adm Vid)	Appa (Adm Vid)	Appa (Adm Vid)	Appa (Adm Vid)	Appa (Adm Vid)	Appa (Adm Vid)	Appa (Adm Vid)	Appa (Adm Vid)	Appa (Adm Vid)	Appa (Adm Vid)	Appa (Adm Vid)	Appa (Adm Vid)	Appa (Adm Vid)	Appa (Adm Vid)	
3.75 & Above	0	0	0	0	0	0	0	0	4	1	0	0	0	1	2	1	1	1	4	3	0	1	13	6	2
3.50 -	1	0	0	2	0	0	5	1	1	7	0	0	0	0	3	6	2	1	2	0	1	1	28	3	0
3.74	0	0	0	0	0	0	0	0	0	0	0	0	0	0	0	0	0	0	0	0	0	0	0	0	0
3.25 -	0	2	0	0	0	0	4	3	3	2	2	0	5	7	2	2	1	3	1	0	0	3	29	5	1
3.49	0	0	0	0	0	0	0	0	0	0	0	0	0	0	0	0	0	0	0	0	0	0	0	0	0
3.00 -	2	3	2	2	2	2	5	2	2	3	3	0	2	0	0	1	1	0	1	0	0	0	23	1	0
3.24	0	0	0	0	0	0	0	0	0	0	0	0	0	0	0	0	0	0	0	0	0	0	0	0	0
2.75 -	0	6	2	0	2	2	0	0	0	1	1	0	0	1	1	1	0	1	0	0	0	1	12	0	0
2.99	0	0	0	0	0	0	0	0	0	0	0	0	0	0	0	0	0	0	0	0	0	0	0	0	0
2.50 -	0	0	0	0	0	0	3	0	0	0	0	0	0	0	0	0	0	0	0	0	0	0	4	0	0
2.74	0	0	0	0	0	0	0	0	0	0	0	0	0	0	0	0	0	0	0	0	0	0	0	0	0
2.25 -	0	3	1	0	1	0	0	0	0	0	0	0	0	0	0	0	0	0	0	0	0	0	5	0	0
2.49	0	0	0	0	0	0	0	0	0	0	0	0	0	0	0	0	0	0	0	0	0	0	0	0	0
2.00 -	0	0	0	0	0	0	0	0	0	0	0	0	0	0	0	0	0	0	0	0	0	0	0	0	0
2.24	0	0	0	0	0	0	0	0	0	0	0	0	0	0	0	0	0	0	0	0	0	0	0	0	0
2.00	0	0	0	0	0	0	0	0	0	0	0	0	0	0	0	0	0	0	0	0	0	0	0	0	0
No GPA	1	0	0	0	0	0	0	0	0	0	0	0	0	0	0	0	0	0	0	0	0	0	1	0	0
Total	4	14	4	5	5	17	10	13	13	13	13	13	13	13	13	13	13	13	13	13	13	13	115	6	3




UML 013476

The University of Michigan Law School Admissions Office  
 Admissions Grid of LSAT & GPA for Asian/Pacific Island Americans  
 1995 Final Grid

Page: 7

No Less Above	120-145 (Adm Vid)	146-167 (Adm Vid)	148-150 (Adm Vid)	151-153 (Adm Vid)	154-155 (Adm Vid)	156-158 (Adm Vid)	159-160 (Adm Vid)	161-163 (Adm Vid)	164-166 (Adm Vid)	167-169 (Adm Vid)	170-Above (Adm Vid)	Total Appa (Adm Vid)
3.75 & Above	0 ( 0   0 )	1 ( 0   0 )	1 ( 0   0 )	7 ( 0   0 )	3 ( 0   0 )	8 ( 0   0 )	8 ( 0   0 )	13 ( 3   2 )	12 ( 8   1 )	9 ( 8   1 )	12 ( 12   0 )	77 ( 31   4 )
3.50 -	0 ( 0   0 )	0 ( 0   0 )	3 ( 0   0 )	5 ( 0   0 )	6 ( 0   0 )	13 ( 0   0 )	20 ( 1   0 )	33 ( 2   2 )	29 ( 11   3 )	19 ( 17   2 )	17 ( 17   2 )	144 ( 48   9 )
3.25 -	0 ( 0   0 )	2 ( 0   0 )	1 ( 0   0 )	7 ( 0   0 )	10 ( 0   0 )	16 ( 0   0 )	22 ( 0   0 )	20 ( 2   2 )	15 ( 2   2 )	13 ( 5   2 )	17 ( 16   1 )	124 ( 26   8 )
3.00 -	0 ( 0   0 )	3 ( 0   0 )	3 ( 0   0 )	10 ( 0   0 )	2 ( 0   0 )	7 ( 0   0 )	4 ( 0   0 )	9 ( 0   0 )	3 ( 0   0 )	6 ( 1   1 )	5 ( 2   0 )	57 ( 3   1 )
2.75 -	1 ( 0   0 )	4 ( 0   0 )	3 ( 0   0 )	2 ( 0   0 )	6 ( 0   0 )	2 ( 0   0 )	3 ( 1   1 )	10 ( 0   0 )	2 ( 0   0 )	3 ( 0   0 )	2 ( 1   1 )	39 ( 2   2 )
2.50 -	0 ( 0   0 )	0 ( 0   0 )	1 ( 0   0 )	2 ( 0   0 )	0 ( 0   0 )	1 ( 0   0 )	1 ( 0   0 )	1 ( 0   0 )	0 ( 0   0 )	0 ( 0   0 )	1 ( 0   0 )	11 ( 0   0 )
2.25 -	0 ( 0   0 )	2 ( 0   0 )	1 ( 0   0 )	2 ( 0   0 )	0 ( 0   0 )	0 ( 0   0 )	0 ( 0   0 )	1 ( 0   0 )	0 ( 0   0 )	1 ( 0   0 )	1 ( 0   0 )	8 ( 0   0 )
2.00 -	0 ( 0   0 )	0 ( 0   0 )	0 ( 0   0 )	0 ( 0   0 )	0 ( 0   0 )	0 ( 0   0 )	0 ( 0   0 )	0 ( 0   0 )	0 ( 0   0 )	0 ( 0   0 )	0 ( 0   0 )	0 ( 0   0 )
Below	0 ( 0   0 )	0 ( 0   0 )	0 ( 0   0 )	0 ( 0   0 )	0 ( 0   0 )	0 ( 0   0 )	1 ( 0   0 )	0 ( 0   0 )	0 ( 0   0 )	0 ( 0   0 )	0 ( 0   0 )	1 ( 0   0 )
No GPA	1 ( 0   0 )	1 ( 0   0 )	1 ( 0   0 )	1 ( 0   0 )	1 ( 0   0 )	2 ( 1   0 )	0 ( 0   0 )	1 ( 0   0 )	0 ( 0   0 )	1 ( 0   0 )	0 ( 0   0 )	9 ( 1   0 )
Total	2 ( 0   0 )	19 ( 0   0 )	16 ( 1   1 )	36 ( 0   0 )	26 ( 0   0 )	47 ( 1   0 )	59 ( 2   1 )	86 ( 7   6 )	61 ( 21   4 )	52 ( 51   4 )	55 ( 49   4 )	470 ( 111   24 )



The University of Michigan Law School Admissions Office  
 Admissions Grid of LSAT & GPA for Puerto Rican Applicants  
 1995 Final Grid

Page: 8

	No List	120-145	146-167	168-180	181-193	194-195	196-198	199-200	201-203	204-206	207-209	210-212	213-215	216-218	219-221	Total
	Appa	Appa	Appa	Appa	Appa	Appa	Appa	Appa	Appa	Appa	Appa	Appa	Appa	Appa	Appa	Appa
	(Adm Ytd)	(Adm Ytd)	(Adm Ytd)	(Adm Ytd)	(Adm Ytd)	(Adm Ytd)	(Adm Ytd)	(Adm Ytd)	(Adm Ytd)	(Adm Ytd)	(Adm Ytd)	(Adm Ytd)	(Adm Ytd)	(Adm Ytd)	(Adm Ytd)	(Adm Ytd)
3.75 & Above	0	0	0	0	0	0	0	0	0	0	0	0	0	0	0	0
3.50 -	0	0	0	1	0	1	0	1	0	0	0	0	0	0	0	4
3.74	0	0	0	0	0	0	0	0	0	0	0	0	0	0	0	0
3.25 -	0	0	0	1	0	0	2	0	0	0	0	0	0	0	0	3
3.49	0	0	0	0	0	0	0	0	0	0	0	0	0	0	0	0
3.00 -	0	2	0	1	0	1	3	0	0	0	0	0	0	0	0	7
3.24	0	0	0	0	0	0	0	0	0	0	0	0	0	0	0	0
2.75 -	0	2	0	0	1	0	0	0	0	0	0	0	0	0	0	5
2.99	0	0	0	0	0	0	0	0	0	0	0	0	0	0	0	0
2.50 -	0	1	0	0	0	0	0	0	0	0	0	0	0	0	0	1
2.74	0	0	0	0	0	0	0	0	0	0	0	0	0	0	0	0
2.25 -	0	0	0	0	0	0	0	0	0	0	0	0	0	0	0	0
2.49	0	0	0	0	0	0	0	0	0	0	0	0	0	0	0	0
2.00 -	0	0	0	0	0	0	0	0	0	0	0	0	0	0	0	0
2.24	0	0	0	0	0	0	0	0	0	0	0	0	0	0	0	0
Below	0	0	0	0	0	0	0	0	0	0	0	0	0	0	0	0
2.00	0	0	0	0	0	0	0	0	0	0	0	0	0	0	0	0
No GPA	0	0	0	0	0	0	0	0	0	0	0	0	0	0	0	0
Total	0	5	0	3	1	2	5	1	1	1	2	1	1	2	0	20




UML 013478

The University of Michigan Law School Admissions Office  
 Admissions Grid of LSAT & GPA for Foreign Applicants

1995 Final Grid

Page: 9

No. Lost	120-145	146-147	148-150	151-153	154-155	156-158	159-160	161-163	164-166	167-169	170-Above	Total
Appa (Adm Vid)	Appa (Adm Vid)	Appa (Adm Vid)	Appa (Adm Vid)	Appa (Adm Vid)	Appa (Adm Vid)	Appa (Adm Vid)	Appa (Adm Vid)	Appa (Adm Vid)	Appa (Adm Vid)	Appa (Adm Vid)	Appa (Adm Vid)	Appa (Adm Vid)
3.75 & Above	0 ( 0   0 )	0 ( 0   0 )	1 ( 0   0 )	1 ( 0   0 )	1 ( 0   0 )	0 ( 0   0 )	1 ( 1   0 )	4 ( 0   0 )	5 ( 2   0 )	1 ( 0   0 )	2 ( 2   0 )	16 ( 5   0 )
3.50 -	1 ( 0   0 )	1 ( 0   0 )	2 ( 0   0 )	2 ( 0   0 )	0 ( 0   0 )	2 ( 0   0 )	1 ( 0   0 )	4 ( 0   0 )	4 ( 0   0 )	2 ( 1   0 )	3 ( 2   0 )	22 ( 3   0 )
3.25 -	3 ( 0   0 )	2 ( 0   0 )	2 ( 0   0 )	2 ( 0   0 )	3 ( 0   0 )	1 ( 0   0 )	1 ( 1   1 )	3 ( 0   0 )	3 ( 0   0 )	1 ( 1   0 )	0 ( 0   0 )	21 ( 2   1 )
3.00 -	3 ( 0   0 )	1 ( 0   0 )	1 ( 0   0 )	1 ( 0   0 )	0 ( 0   0 )	0 ( 0   0 )	2 ( 0   0 )	1 ( 0   0 )	0 ( 0   0 )	0 ( 0   0 )	0 ( 0   0 )	9 ( 0   0 )
3.24 -	2 ( 0   0 )	1 ( 0   0 )	0 ( 0   0 )	2 ( 0   0 )	0 ( 0   0 )	0 ( 0   0 )	2 ( 0   0 )	0 ( 0   0 )	0 ( 0   0 )	0 ( 0   0 )	0 ( 0   0 )	7 ( 0   0 )
2.75 -	4 ( 0   0 )	0 ( 0   0 )	0 ( 0   0 )	0 ( 0   0 )	0 ( 0   0 )	0 ( 0   0 )	0 ( 0   0 )	0 ( 0   0 )	1 ( 0   0 )	0 ( 0   0 )	0 ( 0   0 )	5 ( 0   0 )
2.74 -	0 ( 0   0 )	0 ( 0   0 )	0 ( 0   0 )	1 ( 0   0 )	0 ( 0   0 )	0 ( 0   0 )	0 ( 0   0 )	0 ( 0   0 )	0 ( 0   0 )	0 ( 0   0 )	1 ( 0   0 )	2 ( 0   0 )
2.69 -	0 ( 0   0 )	0 ( 0   0 )	0 ( 0   0 )	0 ( 0   0 )	1 ( 0   0 )	0 ( 0   0 )	0 ( 0   0 )	0 ( 0   0 )	0 ( 0   0 )	0 ( 0   0 )	0 ( 0   0 )	2 ( 0   0 )
2.00 -	0 ( 0   0 )	0 ( 0   0 )	0 ( 0   0 )	0 ( 0   0 )	0 ( 0   0 )	0 ( 0   0 )	0 ( 0   0 )	0 ( 0   0 )	0 ( 0   0 )	0 ( 0   0 )	0 ( 0   0 )	0 ( 0   0 )
2.24 -	0 ( 0   0 )	0 ( 0   0 )	0 ( 0   0 )	0 ( 0   0 )	0 ( 0   0 )	0 ( 0   0 )	0 ( 0   0 )	0 ( 0   0 )	0 ( 0   0 )	0 ( 0   0 )	0 ( 0   0 )	0 ( 0   0 )
Below	0 ( 0   0 )	0 ( 0   0 )	0 ( 0   0 )	0 ( 0   0 )	0 ( 0   0 )	0 ( 0   0 )	0 ( 0   0 )	0 ( 0   0 )	0 ( 0   0 )	0 ( 0   0 )	0 ( 0   0 )	0 ( 0   0 )
2.00	2 ( 0   0 )	6 ( 0   0 )	4 ( 0   0 )	1 ( 0   0 )	2 ( 0   0 )	1 ( 0   0 )	1 ( 0   0 )	3 ( 0   0 )	2 ( 0   0 )	3 ( 1   0 )	1 ( 1   0 )	20 ( 2   0 )
GPA	19 ( 0   0 )	8 ( 0   0 )	10 ( 0   0 )	10 ( 0   0 )	7 ( 0   0 )	4 ( 0   0 )	8 ( 2   1 )	15 ( 0   0 )	15 ( 2   0 )	7 ( 3   0 )	7 ( 5   0 )	112 ( 12   1 )
Total	2	19	10	10	7	4	8	15	15	7	7	112



The University of Michigan Law School Admissions Office  
 Admissions Grid of LSAT & GPA for Applicants of Unknown Ethnicity  
 1995 Final Grid

Page: 10

	No Last App (Adm Vid)	120-145 App (Adm Vid)	144-147 App (Adm Vid)	148-150 App (Adm Vid)	151-153 App (Adm Vid)	154-155 App (Adm Vid)	156-158 App (Adm Vid)	159-160 App (Adm Vid)	161-163 App (Adm Vid)	164-166 App (Adm Vid)	167-169 App (Adm Vid)	170-Above App (Adm Vid)	Total App (Adm Vid)
3.75 & Above	1 ( 0   0 )	0 ( 0   0 )	1 ( 0   0 )	1 ( 0   0 )	4 ( 0   0 )	2 ( 0   0 )	8 ( 0   0 )	6 ( 0   0 )	26 ( 1   0 )	22 ( 15   4 )	22 ( 21   4 )	15 ( 15   0 )	108 ( 52   8 )
3.50 - 3.74	5 ( 0   0 )	3 ( 0   0 )	0 ( 0   0 )	4 ( 0   0 )	4 ( 0   0 )	13 ( 0   0 )	8 ( 0   0 )	14 ( 2   2 )	32 ( 2   1 )	43 ( 23   13 )	29 ( 24   10 )	26 ( 22   4 )	181 ( 73   30 )
3.25 - 3.49	1 ( 0   0 )	5 ( 0   0 )	1 ( 0   0 )	6 ( 0   0 )	8 ( 0   0 )	6 ( 0   0 )	7 ( 0   0 )	15 ( 0   0 )	35 ( 2   2 )	29 ( 2   1 )	13 ( 6   4 )	21 ( 13   3 )	147 ( 23   10 )
3.00 - 3.24	0 ( 0   0 )	3 ( 0   0 )	1 ( 0   0 )	3 ( 0   0 )	4 ( 0   0 )	2 ( 0   0 )	13 ( 0   0 )	4 ( 0   0 )	13 ( 1   0 )	4 ( 0   0 )	12 ( 3   3 )	7 ( 4   1 )	64 ( 0   4 )
2.75 - 2.99	0 ( 0   0 )	2 ( 0   0 )	0 ( 0   0 )	3 ( 0   0 )	0 ( 0   0 )	2 ( 0   0 )	1 ( 0   0 )	3 ( 0   0 )	4 ( 0   0 )	3 ( 0   0 )	1 ( 0   0 )	0 ( 0   0 )	19 ( 0   0 )
2.50 - 2.74	0 ( 0   0 )	3 ( 0   0 )	0 ( 0   0 )	1 ( 0   0 )	2 ( 0   0 )	0 ( 0   0 )	3 ( 0   0 )	1 ( 0   0 )	2 ( 0   0 )	0 ( 0   0 )	1 ( 0   0 )	0 ( 0   0 )	13 ( 0   0 )
2.25 - 2.49	0 ( 0   0 )	2 ( 0   0 )	0 ( 0   0 )	0 ( 0   0 )	1 ( 0   0 )	1 ( 0   0 )	0 ( 0   0 )	0 ( 0   0 )	1 ( 0   0 )	0 ( 0   0 )	0 ( 0   0 )	0 ( 0   0 )	3 ( 0   0 )
2.00 - 2.24	0 ( 0   0 )	1 ( 0   0 )	0 ( 0   0 )	0 ( 0   0 )	1 ( 0   0 )	0 ( 0   0 )	0 ( 0   0 )	0 ( 0   0 )	0 ( 0   0 )	0 ( 0   0 )	0 ( 0   0 )	0 ( 0   0 )	2 ( 0   0 )
Below 2.00	0 ( 0   0 )	0 ( 0   0 )	0 ( 0   0 )	0 ( 0   0 )	0 ( 0   0 )	0 ( 0   0 )	0 ( 0   0 )	0 ( 0   0 )	0 ( 0   0 )	0 ( 0   0 )	0 ( 0   0 )	0 ( 0   0 )	0 ( 0   0 )
No GPA	7 ( 0   0 )	2 ( 0   0 )	1 ( 0   0 )	2 ( 0   0 )	4 ( 0   0 )	3 ( 0   0 )	2 ( 0   0 )	0 ( 0   0 )	1 ( 0   0 )	2 ( 1   0 )	2 ( 1   1 )	0 ( 0   0 )	26 ( 2   1 )
Total	14 ( 0   0 )	21 ( 0   0 )	4 ( 0   0 )	20 ( 0   0 )	28 ( 0   0 )	29 ( 0   0 )	42 ( 0   0 )	43 ( 2   2 )	116 ( 6   3 )	103 ( 41   18 )	80 ( 55   22 )	69 ( 54   8 )	547 ( 150   53 )



UML 013480



The University of Michigan Law School Admissions Office  
 Admissions Grid of LSAT & GPA for Selected Minorities  
 1995 Final Grid

Page: 11

	120-125	126-131	132-137	138-143	144-149	150-155	156-161	162-167	168-173	174-179	180-185	Total
No. Least Above	Appa (Adm Vid)	Appa (Adm Vid)	Appa (Adm Vid)	Appa (Adm Vid)	Appa (Adm Vid)	Appa (Adm Vid)	Appa (Adm Vid)	Appa (Adm Vid)	Appa (Adm Vid)	Appa (Adm Vid)	Appa (Adm Vid)	Appa (Adm Vid)
3.75 & Above	0 ( 0   0 )	1 ( 0   0 )	2 ( 0   0 )	4 ( 1   0 )	2 ( 1   0 )	5 ( 3   0 )	3 ( 2   0 )	3 ( 3   0 )	3 ( 3   0 )	1 ( 1   1 )	1 ( 1   0 )	26 ( 15   1 )
3.50 - 3.74	0 ( 0   0 )	11 ( 0   0 )	7 ( 0   0 )	10 ( 5   0 )	9 ( 5   0 )	9 ( 8   1 )	10 ( 8   1 )	14 ( 13   0 )	3 ( 2   0 )	0 ( 0   0 )	1 ( 1   1 )	78 ( 42   3 )
3.25 - 3.49	0 ( 0   0 )	18 ( 0   0 )	8 ( 2   1 )	7 ( 3   2 )	12 ( 7   3 )	10 ( 15   6 )	5 ( 3   0 )	7 ( 7   1 )	3 ( 3   1 )	4 ( 4   0 )	0 ( 0   0 )	86 ( 44   16 )
3.00 - 3.24	2 ( 1   0 )	27 ( 0   0 )	7 ( 0   0 )	16 ( 2   2 )	8 ( 2   1 )	14 ( 8   4 )	7 ( 4   2 )	11 ( 10   1 )	3 ( 3   1 )	2 ( 2   0 )	2 ( 2   0 )	127 ( 58   13 )
2.75 - 2.99	1 ( 0   0 )	37 ( 0   0 )	9 ( 0   0 )	12 ( 0   0 )	11 ( 3   2 )	5 ( 2   2 )	5 ( 1   1 )	5 ( 4   0 )	4 ( 4   1 )	1 ( 1   0 )	0 ( 0   0 )	106 ( 16   7 )
2.50 - 2.74	2 ( 0   0 )	23 ( 0   0 )	12 ( 1   1 )	10 ( 1   1 )	4 ( 1   1 )	2 ( 1   0 )	3 ( 1   0 )	4 ( 2   1 )	1 ( 1   0 )	2 ( 2   1 )	1 ( 0   0 )	72 ( 10   3 )
2.25 - 2.49	1 ( 0   0 )	15 ( 0   0 )	5 ( 0   0 )	3 ( 0   0 )	1 ( 0   0 )	2 ( 0   0 )	3 ( 0   0 )	1 ( 0   0 )	0 ( 0   0 )	2 ( 1   0 )	0 ( 0   0 )	37 ( 1   0 )
2.00 - 2.24	0 ( 0   0 )	10 ( 0   0 )	2 ( 0   0 )	1 ( 0   0 )	0 ( 0   0 )	0 ( 0   0 )	0 ( 0   0 )	0 ( 0   0 )	0 ( 0   0 )	0 ( 0   0 )	0 ( 0   0 )	15 ( 0   0 )
Below 2.00	0 ( 0   0 )	2 ( 0   0 )	0 ( 0   0 )	0 ( 0   0 )	0 ( 0   0 )	0 ( 0   0 )	1 ( 0   0 )	0 ( 0   0 )	0 ( 0   0 )	0 ( 0   0 )	0 ( 0   0 )	5 ( 0   0 )
No. CPA	13 ( 0   0 )	2 ( 0   0 )	0 ( 0   0 )	0 ( 0   0 )	0 ( 0   0 )	0 ( 0   0 )	0 ( 0   0 )	0 ( 0   0 )	0 ( 0   0 )	0 ( 0   0 )	0 ( 0   0 )	15 ( 0   0 )
Total	19 ( 1   0 )	146 ( 0   0 )	42 ( 0   0 )	61 ( 6   5 )	47 ( 19   7 )	55 ( 37   13 )	37 ( 21   4 )	45 ( 39   3 )	17 ( 16   3 )	12 ( 11   2 )	5 ( 4   1 )	567 ( 166   43 )



UML 013481

The University of Michigan Law School Admissions Office  
 Admissions Grid of LSAT & GPA for Students of Color

1995 Final Grid

Page: 12

	120-145	144-147	148-150	151-153	154-155	156-158	159-160	161-163	164-166	167-169	170-Above	Total
No. Lost	4	2	3	11	9	13	12	18	14	14	14	116
Appa	(0)	(0)	(0)	(0)	(2)	(3)	(2)	(7)	(12)	(12)	(13)	(52)
(Adm Vid)	(0)	(0)	(0)	(1)	(0)	(1)	(0)	(0)	(2)	(2)	(0)	(7)
3.50 -	12	6	10	20	16	29	30	48	38	21	19	250
Appa	(0)	(0)	(0)	(0)	(5)	(8)	(9)	(16)	(16)	(17)	(19)	(93)
(Adm Vid)	(0)	(0)	(0)	(3)	(0)	(1)	(1)	(2)	(3)	(2)	(3)	(12)
3.25 -	22	5	11	18	25	34	32	34	20	18	20	239
Appa	(0)	(0)	(3)	(3)	(7)	(15)	(4)	(19)	(5)	(9)	(19)	(75)
(Adm Vid)	(0)	(0)	(2)	(2)	(3)	(6)	(1)	(3)	(3)	(2)	(1)	(23)
3.00 -	33	12	35	31	12	24	13	20	7	9	7	207
Appa	(1)	(0)	(2)	(2)	(2)	(8)	(4)	(10)	(3)	(4)	(4)	(42)
(Adm Vid)	(0)	(0)	(0)	(0)	(1)	(1)	(2)	(1)	(1)	(1)	(0)	(16)
2.75 -	46	13	21	14	15	8	8	16	7	4	3	157
Appa	(0)	(0)	(1)	(0)	(3)	(2)	(2)	(4)	(4)	(1)	(1)	(18)
(Adm Vid)	(0)	(0)	(1)	(0)	(2)	(2)	(2)	(0)	(1)	(0)	(1)	(9)
2.50 -	27	8	13	15	4	3	4	5	2	2	2	87
Appa	(0)	(0)	(1)	(1)	(1)	(1)	(1)	(2)	(1)	(0)	(0)	(10)
(Adm Vid)	(0)	(0)	(0)	(0)	(0)	(0)	(0)	(1)	(0)	(2)	(0)	(5)
2.25 -	20	6	7	3	1	2	3	2	1	3	1	50
Appa	(0)	(0)	(0)	(0)	(0)	(0)	(0)	(0)	(0)	(1)	(0)	(1)
(Adm Vid)	(0)	(0)	(0)	(0)	(0)	(0)	(0)	(0)	(0)	(0)	(0)	(0)
2.00 -	10	2	2	1	0	0	0	0	0	0	0	15
Appa	(0)	(0)	(0)	(0)	(0)	(0)	(0)	(0)	(0)	(0)	(0)	(0)
(Adm Vid)	(0)	(0)	(0)	(0)	(0)	(0)	(0)	(0)	(0)	(0)	(0)	(0)
Below	2	2	0	0	0	0	2	0	0	0	0	6
Appa	(0)	(0)	(0)	(0)	(0)	(0)	(0)	(0)	(0)	(0)	(0)	(0)
(Adm Vid)	(0)	(0)	(0)	(0)	(0)	(0)	(0)	(0)	(0)	(0)	(0)	(0)
No	15	3	1	1	1	2	0	1	0	1	0	25
Appa	(0)	(0)	(0)	(0)	(0)	(1)	(0)	(0)	(0)	(0)	(0)	(1)
(Adm Vid)	(0)	(0)	(0)	(0)	(0)	(0)	(0)	(0)	(0)	(0)	(0)	(0)
Total	25	179	103	114	83	115	104	144	91	72	64	1152
(Adm Vid)	(1)	(0)	(0)	(12)	(5)	(38)	(24)	(49)	(39)	(46)	(54)	(202)



UML 013482

The University of Michigan Law School Admissions Office  
 Admissions Grid of LSAT & GPA for Majority Applicants

1995 Final Grid

Page: 13

No	120-145	146-147	148-150	151-153	154-155	156-158	159-160	161-163	164-166	167-169	170-Above	Total
LSAT	LSAT	LSAT	LSAT	LSAT	LSAT	LSAT	LSAT	LSAT	LSAT	LSAT	LSAT	LSAT
App	App	App	App	App	App	App	App	App	App	App	App	App
(Adm)	(Adm)	(Adm)	(Adm)	(Adm)	(Adm)	(Adm)	(Adm)	(Adm)	(Adm)	(Adm)	(Adm)	(Adm)
3.75 & Above	6 (0 0) (0 0) (0 0)	5 (0 0) (0 0) (0 0)	11 (0 0) (0 0) (0 0)	23 (0 0) (0 0) (0 0)	22 (1 1) (1 1) (1 1)	63 (4 4) (4 4) (4 4)	61 (1 0) (1 0) (1 0)	136 (13 6) (13 6) (13 6)	168 (72 19) (72 19) (72 19)	132 (110 20) (110 20) (110 20)	151 (143 13) (143 13) (143 13)	764 (352 63) (352 63) (352 63)
3.50 - 3.74	12 (0 0) (0 0) (0 0)	9 (0 0) (0 0) (0 0)	28 (0 0) (0 0) (0 0)	39 (0 0) (0 0) (0 0)	52 (3 3) (3 3) (3 3)	87 (2 1) (2 1) (2 1)	100 (5 3) (5 3) (5 3)	231 (19 13) (19 13) (19 13)	265 (97 45) (97 45) (97 45)	182 (130 49) (130 49) (130 49)	142 (131 27) (131 27) (131 27)	1139 (395 141) (395 141) (395 141)
3.25 - 3.49	10 (0 0) (0 0) (0 0)	22 (0 0) (0 0) (0 0)	27 (0 0) (0 0) (0 0)	45 (0 0) (0 0) (0 0)	43 (0 0) (0 0) (0 0)	75 (1 1) (1 1) (1 1)	104 (3 3) (3 3) (3 3)	191 (10 9) (10 9) (10 9)	141 (15 12) (15 12) (15 12)	106 (50 22) (50 22) (50 22)	115 (87 19) (87 19) (87 19)	884 (170 67) (170 67) (170 67)
3.00 - 3.24	8 (0 0) (0 0) (0 0)	11 (0 0) (0 0) (0 0)	28 (0 0) (0 0) (0 0)	33 (0 0) (0 0) (0 0)	21 (0 0) (0 0) (0 0)	49 (0 0) (0 0) (0 0)	31 (1 0) (1 0) (1 0)	65 (3 2) (3 2) (3 2)	45 (3 3) (3 3) (3 3)	38 (9 8) (9 8) (9 8)	29 (14 4) (14 4) (14 4)	378 (30 17) (30 17) (30 17)
2.75 - 2.99	5 (0 0) (0 0) (0 0)	7 (0 0) (0 0) (0 0)	15 (0 0) (0 0) (0 0)	11 (0 0) (0 0) (0 0)	14 (0 0) (0 0) (0 0)	15 (0 0) (0 0) (0 0)	15 (2 2) (2 2) (2 2)	29 (0 0) (0 0) (0 0)	25 (8 0) (8 0) (8 0)	15 (1 0) (1 0) (1 0)	13 (4 2) (4 2) (4 2)	105 (7 4) (7 4) (7 4)
2.50 - 2.74	0 (0 0) (0 0) (0 0)	0 (0 0) (0 0) (0 0)	6 (0 0) (0 0) (0 0)	9 (0 0) (0 0) (0 0)	3 (0 0) (0 0) (0 0)	8 (0 0) (0 0) (0 0)	4 (0 0) (0 0) (0 0)	10 (0 0) (0 0) (0 0)	9 (1 1) (1 1) (1 1)	7 (3 3) (3 3) (3 3)	7 (0 0) (0 0) (0 0)	84 (4 4) (4 4) (4 4)
2.25 - 2.49	3 (0 0) (0 0) (0 0)	15 (0 0) (0 0) (0 0)	2 (0 0) (0 0) (0 0)	5 (0 0) (0 0) (0 0)	1 (0 0) (0 0) (0 0)	1 (0 0) (0 0) (0 0)	0 (0 0) (0 0) (0 0)	7 (0 0) (0 0) (0 0)	3 (0 0) (0 0) (0 0)	1 (0 0) (0 0) (0 0)	3 (0 0) (0 0) (0 0)	45 (0 0) (0 0) (0 0)
2.00 - 2.24	0 (0 0) (0 0) (0 0)	2 (0 0) (0 0) (0 0)	1 (0 0) (0 0) (0 0)	2 (0 0) (0 0) (0 0)	1 (0 0) (0 0) (0 0)	3 (0 0) (0 0) (0 0)	1 (0 0) (0 0) (0 0)	0 (0 0) (0 0) (0 0)	0 (0 0) (0 0) (0 0)	1 (0 0) (0 0) (0 0)	1 (0 0) (0 0) (0 0)	14 (0 0) (0 0) (0 0)
Below 2.00	0 (0 0) (0 0) (0 0)	0 (0 0) (0 0) (0 0)	0 (0 0) (0 0) (0 0)	0 (0 0) (0 0) (0 0)	0 (0 0) (0 0) (0 0)	0 (0 0) (0 0) (0 0)	1 (0 0) (0 0) (0 0)	1 (0 0) (0 0) (0 0)	0 (0 0) (0 0) (0 0)	0 (0 0) (0 0) (0 0)	0 (0 0) (0 0) (0 0)	2 (0 0) (0 0) (0 0)
No GPA	21 (0 0) (0 0) (0 0)	10 (0 0) (0 0) (0 0)	4 (0 0) (0 0) (0 0)	7 (0 0) (0 0) (0 0)	7 (0 0) (0 0) (0 0)	6 (1 0) (1 0) (1 0)	1 (0 0) (0 0) (0 0)	6 (0 0) (0 0) (0 0)	4 (1 0) (1 0) (1 0)	7 (2 1) (2 1) (2 1)	3 (2 0) (2 0) (2 0)	83 (4 1) (4 1) (4 1)
Total	65 (3 0) (3 0) (3 0)	128 (0 0) (0 0) (0 0)	44 (0 0) (0 0) (0 0)	127 (1 1) (1 1) (1 1)	174 (0 0) (0 0) (0 0)	164 (4 4) (4 4) (4 4)	316 (12 6) (12 6) (12 6)	678 (45 30) (45 30) (45 30)	620 (199 80) (199 80) (199 80)	499 (321 103) (321 103) (321 103)	445 (301 63) (301 63) (301 63)	3500 (94 297) (94 297) (94 297)




UML 013483

The University of Michigan Law School Admissions Office  
 Admissions Grid of LSAT & GPA for Residents  
 1995 Final Grid

Page: 14

LSAT	120-145	146-147	148-150	151-153	154-155	156-158	159-160	161-163	164-166	167-169	170-Above	Total
Appo (Adm Vid)	Appo (Adm Vid)	Appo (Adm Vid)	Appo (Adm Vid)	Appo (Adm Vid)	Appo (Adm Vid)	Appo (Adm Vid)	Appo (Adm Vid)	Appo (Adm Vid)	Appo (Adm Vid)	Appo (Adm Vid)	Appo (Adm Vid)	Appo (Adm Vid)
3.75 & Above	1 ( 0   0 )	1 ( 0   0 )	2 ( 0   0 )	6 ( 0   0 )	6 ( 0   0 )	20 ( 3   3 )	7 ( 1   0 )	24 ( 0   5 )	17 ( 16   9 )	13 ( 13   6 )	20 ( 19   4 )	118 ( 40   27 )
3.50 - 3.74	9 ( 0   0 )	1 ( 0   0 )	9 ( 0   0 )	11 ( 0   0 )	13 ( 1   0 )	14 ( 2   1 )	18 ( 4   4 )	26 ( 9   7 )	29 ( 24   15 )	17 ( 17   11 )	17 ( 15   7 )	167 ( 72   45 )
3.25 - 3.49	9 ( 0   0 )	0 ( 0   0 )	11 ( 2   2 )	11 ( 2   1 )	12 ( 0   0 )	20 ( 1   1 )	17 ( 1   1 )	25 ( 5   4 )	17 ( 6   6 )	5 ( 5   2 )	12 ( 11   8 )	139 ( 33   25 )
3.00 - 3.24	5 ( 0   0 )	2 ( 0   0 )	17 ( 1   1 )	15 ( 1   1 )	7 ( 0   0 )	15 ( 1   1 )	9 ( 1   1 )	15 ( 3   2 )	3 ( 1   1 )	8 ( 5   5 )	4 ( 2   1 )	100 ( 15   13 )
2.75 - 2.99	11 ( 0   0 )	4 ( 0   0 )	11 ( 1   1 )	8 ( 0   0 )	5 ( 2   2 )	3 ( 0   0 )	5 ( 1   1 )	2 ( 0   0 )	6 ( 1   0 )	0 ( 0   0 )	2 ( 1   1 )	57 ( 6   5 )
2.50 - 2.74	4 ( 0   0 )	2 ( 0   0 )	5 ( 1   1 )	8 ( 1   1 )	0 ( 0   0 )	2 ( 0   0 )	1 ( 0   0 )	4 ( 0   0 )	3 ( 2   1 )	3 ( 2   2 )	1 ( 0   0 )	33 ( 4   3 )
2.25 - 2.49	12 ( 0   0 )	0 ( 0   0 )	3 ( 0   0 )	0 ( 0   0 )	0 ( 0   0 )	1 ( 0   0 )	1 ( 0   0 )	3 ( 0   0 )	1 ( 0   0 )	2 ( 0   0 )	0 ( 0   0 )	24 ( 0   0 )
2.00 - 2.24	1 ( 0   0 )	0 ( 0   0 )	2 ( 0   0 )	1 ( 0   0 )	0 ( 0   0 )	2 ( 0   0 )	1 ( 0   0 )	0 ( 0   0 )	0 ( 0   0 )	0 ( 0   0 )	0 ( 0   0 )	7 ( 0   0 )
Below 2.00	1 ( 0   0 )	1 ( 0   0 )	0 ( 0   0 )	0 ( 0   0 )	0 ( 0   0 )	0 ( 0   0 )	0 ( 0   0 )	0 ( 0   0 )	0 ( 0   0 )	0 ( 0   0 )	0 ( 0   0 )	2 ( 0   0 )
No GPA	14 ( 0   0 )	1 ( 0   0 )	0 ( 0   0 )	0 ( 0   0 )	1 ( 0   0 )	0 ( 0   0 )	0 ( 0   0 )	0 ( 0   0 )	1 ( 1   0 )	0 ( 0   0 )	0 ( 0   0 )	18 ( 1   0 )
Total	19	54	60	60	44	77	59	99	77	48	56	665
	( 0   0 )	( 0   0 )	( 5   5 )	( 4   3 )	( 3   2 )	( 7   6 )	( 0   7 )	( 25   18 )	( 51   32 )	( 42   26 )	( 40   21 )	( 193   120 )



UML 013484

The University of Michigan Law School Admissions Office  
 Admissions Grid of LSAT & GPA for Non-Residents  
 1995 Final Grid

Page: 15

No. Last	120-145	146-147	148-150	151-153	154-155	156-158	159-160	161-163	164-166	167-169	170-Above	Total
Appx (Adm Vid)	Appx (Adm Vid)	Appx (Adm Vid)	Appx (Adm Vid)	Appx (Adm Vid)	Appx (Adm Vid)	Appx (Adm Vid)	Appx (Adm Vid)	Appx (Adm Vid)	Appx (Adm Vid)	Appx (Adm Vid)	Appx (Adm Vid)	Appx (Adm Vid)
3.75 & Above	5 ( 0   0 )	6 ( 0   0 )	11 ( 0   0 )	21 ( 1   0 )	10 ( 2   1 )	48 ( 4   1 )	57 ( 2   0 )	117 ( 0   1 )	134 ( 59   10 )	120 ( 106   15 )	132 ( 125   9 )	674 ( 307   37 )
3.50 - 3.74	9 ( 0   0 )	12 ( 0   0 )	26 ( 0   0 )	38 ( 5   0 )	40 ( 7   3 )	82 ( 8   1 )	92 ( 9   0 )	219 ( 23   6 )	219 ( 75   30 )	165 ( 121   30 )	126 ( 117   21 )	1050 ( 345   99 )
3.25 - 3.49	10 ( 3   0 )	31 ( 0   0 )	24 ( 1   0 )	41 ( 1   1 )	43 ( 7   3 )	73 ( 15   6 )	92 ( 5   2 )	173 ( 12   6 )	127 ( 12   7 )	105 ( 49   20 )	183 ( 76   11 )	831 ( 181   54 )
3.00 - 3.24	10 ( 1   0 )	42 ( 0   0 )	16 ( 0   0 )	39 ( 1   1 )	34 ( 1   1 )	22 ( 2   1 )	48 ( 7   3 )	61 ( 18   1 )	45 ( 5   3 )	32 ( 6   3 )	27 ( 14   3 )	405 ( 53   17 )
2.75 - 2.99	6 ( 0   0 )	47 ( 0   0 )	12 ( 0   0 )	20 ( 0   0 )	15 ( 1   0 )	17 ( 2   2 )	15 ( 2   2 )	32 ( 4   0 )	23 ( 3   1 )	16 ( 2   0 )	11 ( 3   1 )	234 ( 17   6 )
2.50 - 2.74	2 ( 0   0 )	40 ( 0   0 )	4 ( 0   0 )	13 ( 0   0 )	11 ( 0   0 )	7 ( 1   1 )	6 ( 1   0 )	18 ( 2   1 )	7 ( 0   0 )	6 ( 3   2 )	7 ( 0   0 )	123 ( 0   4 )
2.25 - 2.49	3 ( 0   0 )	18 ( 0   0 )	7 ( 0   0 )	6 ( 0   0 )	2 ( 0   0 )	2 ( 0   0 )	2 ( 0   0 )	5 ( 0   0 )	2 ( 0   0 )	1 ( 1   0 )	3 ( 0   0 )	58 ( 1   0 )
2.00 - 2.24	0 ( 0   0 )	11 ( 0   0 )	4 ( 0   0 )	1 ( 0   0 )	2 ( 0   0 )	1 ( 0   0 )	0 ( 0   0 )	0 ( 0   0 )	0 ( 0   0 )	1 ( 0   0 )	1 ( 0   0 )	22 ( 0   0 )
Below 2.00	0 ( 0   0 )	1 ( 0   0 )	1 ( 0   0 )	0 ( 0   0 )	0 ( 0   0 )	0 ( 0   0 )	2 ( 0   0 )	1 ( 0   0 )	0 ( 0   0 )	0 ( 0   0 )	0 ( 0   0 )	5 ( 0   0 )
No GPA	20 ( 0   0 )	11 ( 0   0 )	3 ( 0   0 )	7 ( 0   0 )	6 ( 0   0 )	6 ( 1   0 )	1 ( 0   0 )	6 ( 0   0 )	3 ( 0   0 )	7 ( 2   1 )	3 ( 2   0 )	80 ( 5   1 )
Total	65 ( 4   0 )	220 ( 0   0 )	76 ( 0   0 )	148 ( 2   1 )	175 ( 0   2 )	167 ( 29   9 )	285 ( 38   13 )	296 ( 25   5 )	424 ( 59   15 )	453 ( 290   79 )	413 ( 337   45 )	3482 ( 937   220 )



UML 013485

The University of Michigan Law School Admissions Office  
 Admissions Grid of LSAT & GPA for Females  
 1995 Final Grid

Page: 16

No. LSAT App (Adm Vid)	120-145 App (Adm Vid)	146-147 App (Adm Vid)	148-150 App (Adm Vid)	151-153 App (Adm Vid)	154-155 App (Adm Vid)	156-158 App (Adm Vid)	159-160 App (Adm Vid)	161-163 App (Adm Vid)	164-166 App (Adm Vid)	167-169 App (Adm Vid)	170-Above App (Adm Vid)	Total App (Adm Vid)
3.75 & Above ( 0   0 )	0 ( 0   0 )	2 ( 0   0 )	6 ( 0   0 )	14 ( 0   0 )	10 ( 1   1 )	37 ( 3   1 )	26 ( 2   0 )	60 ( 7   5 )	48 ( 43   12 )	48 ( 45   13 )	50 ( 49   5 )	321 ( 190   37 )
3.50 - 3.74 ( 0   0 )	3 ( 0   0 )	5 ( 0   0 )	20 ( 0   0 )	26 ( 4   0 )	35 ( 6   2 )	45 ( 5   1 )	42 ( 4   1 )	115 ( 20   10 )	100 ( 45   22 )	61 ( 54   14 )	39 ( 34   6 )	505 ( 172   54 )
3.25 - 3.49 ( 2   0 )	5 ( 0   0 )	4 ( 0   0 )	19 ( 2   2 )	29 ( 2   2 )	28 ( 3   1 )	45 ( 0   5 )	48 ( 3   1 )	97 ( 11   7 )	44 ( 0   5 )	34 ( 22   0 )	34 ( 34   9 )	409 ( 93   40 )
3.00 - 3.24 ( 0   0 )	3 ( 0   0 )	8 ( 0   0 )	28 ( 0   0 )	26 ( 1   1 )	11 ( 1   0 )	20 ( 3   1 )	15 ( 2   1 )	39 ( 7   3 )	11 ( 1   1 )	5 ( 1   1 )	0 ( 5   1 )	187 ( 21   9 )
2.75 - 2.99 ( 0   0 )	2 ( 0   0 )	9 ( 0   0 )	20 ( 1   1 )	9 ( 0   0 )	11 ( 2   1 )	8 ( 1   1 )	12 ( 2   2 )	11 ( 2   0 )	5 ( 0   0 )	6 ( 2   0 )	1 ( 0   0 )	124 ( 10   5 )
2.50 - 2.74 ( 0   0 )	0 ( 0   0 )	4 ( 0   0 )	10 ( 0   0 )	6 ( 0   0 )	2 ( 1   1 )	4 ( 0   0 )	2 ( 0   0 )	5 ( 1   1 )	4 ( 2   1 )	2 ( 1   1 )	1 ( 0   0 )	55 ( 5   4 )
2.25 - 2.49 ( 0   0 )	1 ( 0   0 )	4 ( 0   0 )	0 ( 0   0 )	3 ( 0   0 )	1 ( 0   0 )	1 ( 0   0 )	0 ( 0   0 )	2 ( 0   0 )	1 ( 0   0 )	1 ( 0   0 )	0 ( 0   0 )	31 ( 0   0 )
2.00 - 2.24 ( 0   0 )	0 ( 0   0 )	3 ( 0   0 )	2 ( 0   0 )	1 ( 0   0 )	0 ( 0   0 )	0 ( 0   0 )	0 ( 0   0 )	0 ( 0   0 )	0 ( 0   0 )	0 ( 0   0 )	0 ( 0   0 )	13 ( 0   0 )
Below 2.00 ( 0   0 )	0 ( 0   0 )	0 ( 0   0 )	0 ( 0   0 )	0 ( 0   0 )	0 ( 0   0 )	0 ( 0   0 )	0 ( 0   0 )	0 ( 0   0 )	0 ( 0   0 )	0 ( 0   0 )	0 ( 0   0 )	1 ( 0   0 )
No GPA ( 0   0 )	6 ( 0   0 )	0 ( 0   0 )	2 ( 0   0 )	2 ( 0   0 )	3 ( 0   0 )	2 ( 1   0 )	0 ( 0   0 )	0 ( 0   0 )	0 ( 0   0 )	3 ( 1   0 )	1 ( 1   0 )	28 ( 3   0 )
Total	23 ( 2   0 )	131 ( 0   0 )	39 ( 0   0 )	107 ( 5   3 )	116 ( 7   3 )	162 ( 21   9 )	165 ( 13   5 )	319 ( 40   26 )	235 ( 97   41 )	160 ( 126   37 )	136 ( 123   21 )	1674 ( 454   151 )



UML 013486

The University of Michigan Law School Admissions Office  
 Admissions Grid of LSAT & GPA for Males  
 1995 Final Grid

Page: 17

No. Lost	120-145	146-147	148-150	151-153	154-155	156-158	159-160	161-163	164-166	167-169	170-Above	Total	
Appes (Adm Yld)	Appes (Adm Yld)	Appes (Adm Yld)	Appes (Adm Yld)	Appes (Adm Yld)	Appes (Adm Yld)	Appes (Adm Yld)	Appes (Adm Yld)	Appes (Adm Yld)	Appes (Adm Yld)	Appes (Adm Yld)	Appes (Adm Yld)	Appes (Adm Yld)	
3.75 & Above	6 ( 0   0 ) ( 0   0 ) ( 0   0 )	5 ( 0   0 ) ( 0   0 ) ( 0   0 )	7 ( 0   0 ) ( 0   0 ) ( 0   0 )	13 ( 1   0 ) ( 1   0 ) ( 1   0 )	14 ( 1   0 ) ( 1   0 ) ( 1   0 )	31 ( 4   3 ) ( 4   3 ) ( 4   3 )	36 ( 1   0 ) ( 1   0 ) ( 1   0 )	81 ( 9   1 ) ( 9   1 ) ( 9   1 )	83 ( 32   7 ) ( 32   7 ) ( 32   7 )	85 ( 74   8 ) ( 74   8 ) ( 74   8 )	102 ( 99   8 ) ( 99   8 ) ( 99   8 )	471 ( 217   27 ) ( 217   27 ) ( 217   27 )	
3.50 - 3.74	9 ( 0   0 ) ( 0   0 ) ( 0   0 )	8 ( 0   0 ) ( 0   0 ) ( 0   0 )	15 ( 0   0 ) ( 0   0 ) ( 0   0 )	23 ( 1   0 ) ( 1   0 ) ( 1   0 )	26 ( 2   1 ) ( 2   1 ) ( 2   1 )	51 ( 5   1 ) ( 5   1 ) ( 5   1 )	68 ( 9   3 ) ( 9   3 ) ( 9   3 )	130 ( 12   3 ) ( 12   3 ) ( 12   3 )	148 ( 54   23 ) ( 54   23 ) ( 54   23 )	121 ( 84   35 ) ( 84   35 ) ( 84   35 )	104 ( 94   22 ) ( 94   22 ) ( 94   22 )	712 ( 265   88 ) ( 265   88 ) ( 265   88 )	
3.25 - 3.49	5 ( 1   0 ) ( 0   0 ) ( 0   0 )	5 ( 0   0 ) ( 0   0 ) ( 0   0 )	16 ( 1   0 ) ( 1   0 ) ( 1   0 )	23 ( 1   0 ) ( 1   0 ) ( 1   0 )	27 ( 4   2 ) ( 4   2 ) ( 4   2 )	48 ( 8   2 ) ( 8   2 ) ( 8   2 )	61 ( 3   2 ) ( 3   2 ) ( 3   2 )	101 ( 6   3 ) ( 6   3 ) ( 6   3 )	98 ( 12   8 ) ( 12   8 ) ( 12   8 )	76 ( 53   16 ) ( 53   16 ) ( 53   16 )	79 ( 53   10 ) ( 53   10 ) ( 53   10 )	541 ( 121   41 ) ( 121   41 ) ( 121   41 )	
3.00 - 3.24	7 ( 1   0 ) ( 0   0 ) ( 0   0 )	10 ( 0   0 ) ( 0   0 ) ( 0   0 )	28 ( 2   2 ) ( 2   2 ) ( 2   2 )	23 ( 1   1 ) ( 1   1 ) ( 1   1 )	18 ( 1   1 ) ( 1   1 ) ( 1   1 )	43 ( 5   3 ) ( 5   3 ) ( 5   3 )	23 ( 5   1 ) ( 5   1 ) ( 5   1 )	47 ( 6   0 ) ( 6   0 ) ( 6   0 )	37 ( 5   3 ) ( 5   3 ) ( 5   3 )	35 ( 10   7 ) ( 10   7 ) ( 10   7 )	23 ( 11   3 ) ( 11   3 ) ( 11   3 )	318 ( 47   21 ) ( 47   21 ) ( 47   21 )	
2.75 - 2.99	4 ( 0   0 ) ( 0   0 ) ( 0   0 )	7 ( 0   0 ) ( 0   0 ) ( 0   0 )	11 ( 0   0 ) ( 0   0 ) ( 0   0 )	16 ( 0   0 ) ( 0   0 ) ( 0   0 )	14 ( 1   1 ) ( 1   1 ) ( 1   1 )	12 ( 1   1 ) ( 1   1 ) ( 1   1 )	8 ( 1   1 ) ( 1   1 ) ( 1   1 )	23 ( 2   0 ) ( 2   0 ) ( 2   0 )	24 ( 4   1 ) ( 4   1 ) ( 4   1 )	18 ( 8   0 ) ( 8   0 ) ( 8   0 )	12 ( 4   2 ) ( 4   2 ) ( 4   2 )	167 ( 13   6 ) ( 13   6 ) ( 13   6 )	
2.50 - 2.74	2 ( 0   0 ) ( 0   0 ) ( 0   0 )	4 ( 0   0 ) ( 0   0 ) ( 0   0 )	8 ( 1   1 ) ( 1   1 ) ( 1   1 )	13 ( 1   1 ) ( 1   1 ) ( 1   1 )	5 ( 0   0 ) ( 0   0 ) ( 0   0 )	6 ( 1   0 ) ( 1   0 ) ( 1   0 )	5 ( 1   0 ) ( 1   0 ) ( 1   0 )	9 ( 1   0 ) ( 1   0 ) ( 1   0 )	6 ( 0   0 ) ( 0   0 ) ( 0   0 )	7 ( 4   3 ) ( 4   3 ) ( 4   3 )	7 ( 6   0 ) ( 6   0 ) ( 6   0 )	101 ( 9   5 ) ( 9   5 ) ( 9   5 )	
2.25 - 2.49	3 ( 0   0 ) ( 0   0 ) ( 0   0 )	3 ( 0   0 ) ( 0   0 ) ( 0   0 )	10 ( 0   0 ) ( 0   0 ) ( 0   0 )	3 ( 0   0 ) ( 0   0 ) ( 0   0 )	1 ( 0   0 ) ( 0   0 ) ( 0   0 )	2 ( 0   0 ) ( 0   0 ) ( 0   0 )	3 ( 0   0 ) ( 0   0 ) ( 0   0 )	6 ( 0   0 ) ( 0   0 ) ( 0   0 )	2 ( 0   0 ) ( 0   0 ) ( 0   0 )	2 ( 1   0 ) ( 1   0 ) ( 1   0 )	3 ( 0   0 ) ( 0   0 ) ( 0   0 )	51 ( 1   0 ) ( 1   0 ) ( 1   0 )	
2.00 - 2.24	0 ( 0   0 ) ( 0   0 ) ( 0   0 )	5 ( 0   0 ) ( 0   0 ) ( 0   0 )	1 ( 0   0 ) ( 0   0 ) ( 0   0 )	2 ( 0   0 ) ( 0   0 ) ( 0   0 )	1 ( 0   0 ) ( 0   0 ) ( 0   0 )	3 ( 0   0 ) ( 0   0 ) ( 0   0 )	1 ( 0   0 ) ( 0   0 ) ( 0   0 )	0 ( 0   0 ) ( 0   0 ) ( 0   0 )	0 ( 0   0 ) ( 0   0 ) ( 0   0 )	1 ( 0   0 ) ( 0   0 ) ( 0   0 )	1 ( 0   0 ) ( 0   0 ) ( 0   0 )	16 ( 0   0 ) ( 0   0 ) ( 0   0 )	
Below 2.00	0 ( 0   0 ) ( 0   0 ) ( 0   0 )	2 ( 0   0 ) ( 0   0 ) ( 0   0 )	0 ( 0   0 ) ( 0   0 ) ( 0   0 )	0 ( 0   0 ) ( 0   0 ) ( 0   0 )	0 ( 0   0 ) ( 0   0 ) ( 0   0 )	0 ( 0   0 ) ( 0   0 ) ( 0   0 )	2 ( 0   0 ) ( 0   0 ) ( 0   0 )	1 ( 0   0 ) ( 0   0 ) ( 0   0 )	0 ( 0   0 ) ( 0   0 ) ( 0   0 )	0 ( 0   0 ) ( 0   0 ) ( 0   0 )	0 ( 0   0 ) ( 0   0 ) ( 0   0 )	6 ( 0   0 ) ( 0   0 ) ( 0   0 )	
No. CPA	25 ( 0   0 ) ( 0   0 ) ( 0   0 )	4 ( 0   0 ) ( 0   0 ) ( 0   0 )	5 ( 0   0 ) ( 0   0 ) ( 0   0 )	5 ( 0   0 ) ( 0   0 ) ( 0   0 )	4 ( 0   0 ) ( 0   0 ) ( 0   0 )	4 ( 0   0 ) ( 0   0 ) ( 0   0 )	1 ( 0   0 ) ( 0   0 ) ( 0   0 )	6 ( 0   0 ) ( 0   0 ) ( 0   0 )	4 ( 1   0 ) ( 1   0 ) ( 1   0 )	4 ( 1   1 ) ( 1   1 ) ( 1   1 )	2 ( 1   0 ) ( 1   0 ) ( 1   0 )	70 ( 3   1 ) ( 3   1 ) ( 3   1 )	
Total	61 ( 2   0 ) ( 2   0 ) ( 2   0 )	143 ( 0   0 ) ( 0   0 ) ( 0   0 )	49 ( 0   0 ) ( 0   0 ) ( 0   0 )	101 ( 4   3 ) ( 4   3 ) ( 4   3 )	119 ( 5   2 ) ( 5   2 ) ( 5   2 )	110 ( 9   5 ) ( 9   5 ) ( 9   5 )	200 ( 24   10 ) ( 24   10 ) ( 24   10 )	210 ( 20   7 ) ( 20   7 ) ( 20   7 )	404 ( 34   7 ) ( 34   7 ) ( 34   7 )	482 ( 108   42 ) ( 108   42 ) ( 108   42 )	341 ( 264   48 ) ( 264   48 ) ( 264   48 )	333 ( 242   45 ) ( 242   45 ) ( 242   45 )	2473 ( 474   189 ) ( 474   189 ) ( 474   189 )



UML 013487

Admission Grid of LSAT & GPA for All Applicants  
1995 Final Grid

	No Lsat		120-145		146-147		148-150		151-153		154-155		156-158		159-160		161-163		164-166		167-169		170-Above		Total				
	Apps	Adm	Apps	Adm	Apps	Adm	Apps	Adm	Apps	Adm	Apps	Adm	Apps	Adm	Apps	Adm	Apps	Adm	Apps	Adm	Apps	Adm	Apps	Adm	Apps	Adm	Apps	Adm	
3.75 & Above	6	0	6	0	7	0	13	0	27	1	24	2	68	7	64	3	141	16	75	133	119	152	144	133	119	152	144	792	367
3.50 - 3.74	12	0	23	0	13	0	35	0	49	5	61	8	96	40	110	13	245	32	248	182	138	143	132	182	138	143	132	1217	437
3.25 - 3.49	10	3	40	0	9	0	35	3	52	3	55	7	93	16	109	6	198	17	144	110	54	115	87	110	54	115	87	970	214
3.00 - 3.24	10	1	47	0	18	0	56	2	49	2	29	2	63	8	38	7	76	13	48	40	11	31	16	40	11	31	16	505	68
2.75 - 2.99	6	0	58	0	16	0	31	1	23	0	25	3	20	2	20	3	34	4	29	16	2	13	4	16	2	13	4	291	23
2.50 - 2.74	2	0	44	0	8	0	18	1	19	1	7	1	10	1	7	1	14	2	10	9	5	8	0	9	5	8	0	156	14
2.25 - 2.49	4	0	30	0	7	0	10	0	6	0	2	0	3	0	3	0	8	0	3	3	1	3	0	3	1	3	0	82	1
2.00 - 2.24	0	0	12	0	4	0	3	0	3	0	1	0	3	0	1	0	0	0	0	0	1	0	0	1	0	1	0	29	0
Below 2.00	0	0	2	0	2	0	0	0	0	0	0	0	0	0	2	0	1	0	0	0	0	0	0	0	0	0	0	7	0
No GPA	34	0	12	0	4	0	7	0	7	0	7	1	6	1	1	0	6	0	4	7	7	3	2	7	7	3	2	98	6
Total	84	4	274	0	88	0	208	7	235	12	211	23	362	45	355	33	723	84	637	501	332	469	385	501	332	469	385	4147	1130



Admission Grid of LSAT & GPA for Native Americans  
1995 Final Grid

	120-145		146-147		148-150		151-153		154-155		156-158		159-160		161-163		164-166		167-169		170-Above		Total	
	Apps Adm	Apps Adm	Apps Adm	Apps Adm	Apps Adm	Apps Adm	Apps Adm	Apps Adm	Apps Adm	Apps Adm	Apps Adm	Apps Adm	Apps Adm	Apps Adm	Apps Adm	Apps Adm	Apps Adm	Apps Adm	Apps Adm	Apps Adm	Apps Adm	Apps Adm	Apps Adm	Apps Adm
3.75 & Above	0	0	0	0	0	0	2	0	0	1	0	0	0	0	0	0	0	0	0	0	0	0	3	1
3.50-	0	1	0	0	0	0	0	0	1	0	0	0	1	2	2	0	0	0	0	0	0	0	5	2
3.74	0	0	0	0	0	0	0	0	0	0	0	0	0	0	0	0	0	0	0	0	0	0	0	0
3.25-	0	0	0	0	0	0	0	0	3	1	1	1	2	2	2	1	1	1	1	1	0	0	9	5
3.49	0	0	0	0	0	0	0	0	1	0	0	0	0	0	0	1	1	1	1	0	0	0	5	0
3.00-	2	1	1	0	0	0	1	0	0	1	0	0	0	0	0	1	1	1	1	0	0	0	8	4
3.24	1	0	0	0	0	0	0	0	0	1	0	0	0	0	0	1	1	1	1	0	0	0	7	1
2.75-	0	2	0	0	3	0	1	0	0	0	0	0	0	0	0	1	1	1	0	0	0	0	1	0
2.99	0	0	0	0	0	0	0	0	0	0	0	0	0	0	0	0	0	0	0	0	0	0	0	0
2.50-	0	0	1	2	0	2	0	0	1	0	0	0	0	0	1	0	0	0	0	0	0	0	5	1
2.74	0	0	0	1	0	1	0	0	0	0	0	0	0	0	0	0	0	0	0	0	0	0	1	0
2.25-	1	2	1	0	0	0	0	0	1	0	0	0	0	0	0	0	0	0	0	0	0	0	5	0
2.49	0	0	0	0	0	0	0	0	0	0	0	0	0	0	0	0	0	0	0	0	0	0	0	0
2.00-	0	1	0	0	0	0	1	0	0	0	0	0	0	0	0	0	0	0	0	0	0	0	2	0
2.24	0	0	0	0	0	0	0	0	0	0	0	0	0	0	0	0	0	0	0	0	0	0	0	0
Below 2.00	0	0	0	0	0	0	0	0	0	0	0	0	0	0	0	0	0	0	0	0	0	0	0	0
No GPA	1	0	0	0	0	0	0	0	0	0	0	0	0	0	0	0	0	0	0	0	0	0	1	0
Total	4	7	3	5	5	6	5	5	6	3	3	2	5	2	5	3	3	2	2	0	0	0	45	14
	1	0	0	1	1	1	1	1	1	1	1	1	0	0	4	3	2	2	0	0	0	0	0	0

Applicants

KL 0002

Admission Grid of LSAT & GPA for African Americans  
1995 Final Grid

	No Lsat		120-145		146-147		148-150		151-153		154-155		156-158		159-160		161-163		164-166		167-169		170-Above		Total		
	Apps	Adm	Apps	Adm	Apps	Adm	Apps	Adm	Apps	Adm	Apps	Adm	Apps	Adm	Apps	Adm	Apps	Adm	Apps	Adm	Apps	Adm	Apps	Adm	Apps	Adm	Apps
3.75 & Above	0	0	1	0	1	0	1	0	1	0	1	0	1	0	2	2	3	3	3	3	0	0	0	1	1	14	10
3.50 - 3.74	0	0	9	0	3	0	2	0	10	5	4	2	2	3	3	6	5	2	2	1	0	0	1	1	43	21	
3.25 - 3.49	0	0	15	0	4	0	6	2	7	5	4	10	10	3	3	4	4	1	1	1	2	2	0	0	57	29	
3.00 - 3.24	0	0	21	0	5	0	26	2	13	6	2	7	4	5	5	8	7	1	1	1	7	3	0	0	92	23	
2.75 - 2.99	1	0	28	0	7	0	13	1	10	9	3	5	2	1	1	4	4	2	2	2	0	0	0	0	85	13	
2.50 - 2.74	1	0	18	0	6	0	9	0	7	3	1	2	1	2	2	3	2	1	1	1	2	2	1	0	55	9	
2.25 - 2.49	0	0	11	0	3	0	6	0	1	0	0	2	0	3	3	1	0	0	0	0	1	1	0	0	28	1	
2.00 - 2.24	0	0	6	0	2	0	2	0	0	0	0	0	0	0	0	0	0	0	0	0	0	0	0	0	12	0	
Below 2.00	0	0	2	0	2	0	0	0	0	0	0	0	0	1	1	0	0	0	0	0	0	0	0	0	5	0	
No GPA	12	0	1	0	0	0	0	0	0	0	0	0	0	0	0	0	0	0	0	0	0	0	0	0	13	0	
Total	14	0	115	33	65	49	28	29	24	25	25	24	15	29	10	5	5	3	3	404	106						

Admission Grid of LSAT & GPA for Caucasian Applicants  
1995 Final Grid

	No Lsat		120-145		146-147		148-150		151-153		154-155		156-158		159-160		161-163		164-166		167-169		170-Above		Total		
	Apps	Adm	Apps	Adm	Apps	Adm	Apps	Adm	Apps	Adm	Apps	Adm	Apps	Adm	Apps	Adm	Apps	Adm	Apps	Adm	Apps	Adm	Apps	Adm	Apps	Adm	Apps
3.75 & Above	5	0	2	0	4	0	8	0	11	0	12	0	47	4	45	0	93	8	108	46	96	86	121	114	552	258	
3.50 - 3.74	6	0	7	0	6	0	19	0	23	0	32	3	57	2	65	2	161	14	183	82	130	96	95	89	764	268	
3.25 - 3.49	9	3	10	0	1	0	16	0	24	0	21	0	51	1	61	1	126	5	82	11	78	38	74	55	563	114	
3.00 - 3.24	6	0	8	0	4	0	17	0	13	0	15	0	26	0	19	1	42	2	37	3	19	4	17	8	223	18	
2.75 - 2.99	4	0	8	0	2	0	7	0	7	0	8	0	11	0	7	1	14	0	19	0	11	1	10	3	108	5	
2.50 - 2.74	0	0	10	0	0	0	4	0	2	0	3	0	4	0	2	0	7	0	0	0	6	3	6	0	51	4	
2.25 - 2.49	3	0	6	0	1	0	3	0	1	0	0	0	1	0	0	0	5	0	3	0	0	0	1	0	25	0	
2.00 - 2.24	0	0	1	0	1	0	1	0	1	0	0	0	3	0	1	0	0	0	0	0	1	0	1	0	10	0	
Below 2.00	0	0	0	0	0	0	0	0	0	0	0	0	0	0	0	0	1	0	0	0	0	0	0	0	1	0	
No GPA	10	0	1	0	1	0	0	0	1	1	1	0	1	0	0	0	1	0	0	0	1	0	2	1	19	1	
Total	43	3	55	0	20	0	75	0	83	0	92	3	201	7	200	5	450	29	428	123	342	228	327	270	2316	668	

Page 1 of 2

KL 0004

Admission Grid of LSAT & GPA for Mexican Americans  
1995 Final Grid

LSAT & GPA	120-145		146-147		148-150		151-153		154-155		156-158		159-160		161-163		164-166		167-169		170-Above		Total	
	Apps	Adm	Apps	Adm	Apps	Adm	Apps	Adm	Apps	Adm	Apps	Adm	Apps	Adm	Apps	Adm	Apps	Adm	Apps	Adm	Apps	Adm	Apps	Adm
3.75 & Above	0	0	0	0	1	1	1	0	2	2	3	2	1	0	0	0	0	0	1	1	0	0	9	4
3.50 - 3.74	0	0	1	0	4	0	0	0	2	1	7	6	5	4	6	6	0	0	0	0	0	0	26	17
3.25 - 3.49	0	0	3	0	0	0	0	0	4	2	5	4	1	0	1	1	1	1	1	1	0	0	17	9
3.00 - 3.24	0	0	3	0	1	0	0	2	1	3	3	2	2	1	3	3	1	1	1	1	2	2	20	10
2.75 - 2.99	0	0	4	0	0	0	0	0	2	0	0	0	0	0	0	0	0	0	1	1	0	0	9	1
2.50 - 2.74	1	0	4	0	1	0	0	0	0	0	0	0	1	0	0	0	0	0	0	0	0	0	11	0
2.25 - 2.49	0	0	2	0	0	0	0	0	0	0	0	0	0	0	0	0	0	0	1	0	0	0	4	0
2.00 - 2.24	0	0	1	0	0	0	0	0	0	0	0	0	0	0	0	0	0	0	0	0	0	0	1	0
Below 2.00	0	0	0	0	0	0	0	0	0	0	0	0	0	0	0	0	0	0	0	0	0	0	0	0
No GPA	0	0	1	0	0	0	0	0	0	0	0	0	0	0	0	0	0	0	0	0	0	0	1	0
<b>Total</b>	<b>1</b>	<b>0</b>	<b>19</b>	<b>0</b>	<b>6</b>	<b>8</b>	<b>6</b>	<b>11</b>	<b>18</b>	<b>14</b>	<b>10</b>	<b>5</b>	<b>10</b>	<b>10</b>	<b>2</b>	<b>2</b>	<b>5</b>	<b>4</b>	<b>2</b>	<b>2</b>	<b>98</b>	<b>41</b>		

Admission Grid of LSAT & GPA for Other Hispanic Americans  
1995 Final Grid

	No Lsat		120-145		146-147		148-150		151-153		154-155		156-158		159-160		161-163		164-166		167-169		170-Above		Total		
	Apps	Adm	Apps	Adm	Apps	Adm	Apps	Adm	Apps	Adm	Apps	Adm	Apps	Adm	Apps	Adm	Apps	Adm	Apps	Adm	Apps	Adm	Apps	Adm	Apps	Adm	Apps
3.75 & Above	0	0	0	0	0	0	0	0	0	0	4	1	0	0	1	0	2	1	1	1	4	1	1	13	6		
3.50 - 3.74	1	0	0	0	2	0	0	0	5	0	1	0	7	0	0	3	6	1	1	2	2	1	1	28	3		
3.25 - 3.49	0	2	0	0	0	0	0	0	4	0	3	2	2	0	5	1	7	2	0	1	1	3	29	5			
3.00 - 3.24	2	0	3	0	2	0	2	0	5	0	2	3	3	0	2	0	0	1	0	1	1	0	23	1			
2.75 - 2.99	0	6	0	0	0	0	2	0	0	0	0	1	0	0	0	0	1	1	0	0	0	1	12	0			
2.50 - 2.74	0	0	0	0	0	0	0	0	3	0	0	0	0	0	0	0	0	0	1	0	0	0	4	0			
2.25 - 2.49	0	3	0	0	0	0	1	0	0	0	0	0	0	0	0	0	0	0	1	0	0	0	5	0			
2.00 - 2.24	0	0	0	0	0	0	0	0	0	0	0	0	0	0	0	0	0	0	0	0	0	0	0	0			
Below 2.00	0	0	0	0	0	0	0	0	0	0	0	0	0	0	0	0	0	0	0	0	0	0	0	0			
No GPA	1	0	0	0	0	0	0	0	0	0	0	0	0	0	0	0	0	0	0	0	0	0	1	0			
Total	4	14	4	0	5	0	5	0	17	0	10	13	13	8	1	13	13	2	4	8	4	6	115	15			

Page 10

KL 0006

Admission Grid of LSAT & GPA for Asian/Pacific Island Americans  
1995 Final Grid

	No Lsat		120-145		146-147		148-150		151-153		154-155		156-158		159-160		161-163		164-166		167-169		170-Above		Total		
	Apps	Adm	Apps	Adm	Apps	Adm	Apps	Adm	Apps	Adm	Apps	Adm	Apps	Adm	Apps	Adm	Apps	Adm	Apps	Adm	Apps	Adm	Apps	Adm	Apps	Adm	Apps
3.75 & Above	0	0	3	0	1	0	1	0	7	0	3	0	6	0	6	0	13	3	12	6	9	6	12	12	12	77	31
3.50 - 3.74	0	0	1	0	0	0	3	0	5	0	6	0	13	0	20	1	31	2	29	11	19	17	17	17	144	48	
3.25 - 3.49	0	0	2	0	1	0	3	1	7	0	10	0	14	0	22	0	20	2	15	2	13	5	17	17	124	26	
3.00 - 3.24	0	0	3	0	3	0	5	0	10	0	2	0	7	0	4	0	9	0	3	0	6	1	5	5	57	3	
2.75 - 2.99	1	0	3	0	4	0	3	0	2	0	4	0	2	0	3	1	10	0	2	0	3	0	2	2	39	2	
2.50 - 2.74	0	0	4	0	0	0	1	0	2	0	0	0	1	0	1	0	1	0	0	0	0	0	1	1	11	0	
2.25 - 2.49	0	0	2	0	1	0	0	0	2	0	0	0	0	0	0	0	1	0	0	0	1	0	0	0	8	0	
2.00 - 2.24	0	0	0	0	0	0	0	0	0	0	0	0	0	0	0	0	0	0	0	0	0	0	0	0	0	0	
Below 2.00	0	0	0	0	0	0	0	0	0	0	0	0	0	0	1	0	0	0	0	0	0	0	0	0	1	0	
No GPA	1	0	1	0	0	0	1	0	1	1	1	2	1	1	0	0	1	0	0	0	1	0	0	0	0	9	1
Total	2	0	19	0	10	0	17	1	36	0	26	0	47	1	59	2	66	7	6	2	52	31	55	48	470	111	

Page 100

Admission Grid of LSAT & GPA for Selected Minorities  
1995 Final Grid

	No Lsat		120-145		146-147		148-150		151-153		154-155		156-158		159-160		161-163		164-166		167-169		170-Above		Total			
	Apps	Adm	Apps	Adm	Apps	Adm	Apps	Adm	Apps	Adm	Apps	Adm	Apps	Adm	Apps	Adm	Apps	Adm	Apps	Adm	Apps	Adm	Apps	Adm	Apps	Adm	Apps	Adm
3.75 & Above	0	0	1	0	1	0	2	0	4	1	2	1	5	3	3	2	3	3	3	3	1	1	1	1	1	1	26	15
3.50 -	0	0	11	0	4	0	7	0	10	5	9	5	9	10	8	14	13	3	2	0	0	0	1	1	1	78	42	
3.74	0	0	0	0	0	0	0	0	5	5	5	8	8	8	8	13	13	2	0	0	0	0	0	0	0	0	0	0
3.25 -	0	0	16	0	4	0	8	2	7	3	12	7	18	15	5	7	7	3	4	4	4	4	0	0	0	86	44	
3.49	0	0	0	0	0	0	2	2	3	7	7	15	3	3	3	3	3	3	3	3	3	4	4	0	0	44	44	
3.00 -	2	1	27	0	7	0	28	2	16	2	8	2	14	8	7	11	10	3	2	2	2	2	2	2	2	127	38	
3.24	1	0	0	0	0	0	2	2	2	2	2	8	6	6	10	10	3	3	3	3	2	2	2	2	2	38	38	
2.75 -	1	0	37	0	9	0	16	1	12	0	11	3	5	2	5	5	4	4	4	1	1	1	0	0	0	106	16	
2.99	0	0	0	0	0	0	1	1	3	3	3	2	2	1	1	4	4	4	4	1	1	1	0	0	0	16	16	
2.50 -	2	0	23	0	6	0	12	1	10	4	4	2	2	3	3	4	4	1	1	2	2	2	2	2	2	72	10	
2.74	0	0	0	0	0	0	1	1	1	1	1	1	1	1	1	2	2	1	1	1	1	1	1	1	1	10	10	
2.25 -	1	0	15	0	5	0	6	0	1	1	1	2	2	3	3	1	0	0	0	0	2	2	2	2	0	37	1	
2.49	0	0	0	0	0	0	0	0	0	0	0	0	0	0	0	0	0	0	0	0	1	1	1	1	0	1	1	
2.00 -	0	0	10	0	2	0	2	0	1	1	0	0	0	0	0	0	0	0	0	0	0	0	0	0	0	15	0	
2.24	0	0	0	0	0	0	0	0	0	0	0	0	0	0	0	0	0	0	0	0	0	0	0	0	0	0	0	
Below 2.00	0	0	2	0	2	0	0	0	0	0	0	0	0	1	0	0	0	0	0	0	0	0	0	0	0	5	0	
No GPA	13	0	2	0	0	0	0	0	0	0	0	0	0	0	0	0	0	0	0	0	0	0	0	0	0	15	0	
Total	19	1	146	0	42	0	81	6	61	12	47	19	55	37	21	45	39	17	12	11	12	11	5	4	567	166		

Admission Grid of LSAT & GPA for All Applicants  
1996 Final Grid

	120-145		146-147		148-150		151-153		154-155		156-158		159-160		161-163		164-166		167-169		170.Above		Total		
	Apps Adm	Apps Adm	Apps Adm	Apps Adm	Apps Adm	Apps Adm	Apps Adm	Apps Adm	Apps Adm	Apps Adm	Apps Adm	Apps Adm	Apps Adm	Apps Adm	Apps Adm	Apps Adm	Apps Adm	Apps Adm	Apps Adm	Apps Adm	Apps Adm	Apps Adm	Apps Adm	Apps Adm	
3.75 & Above	8 4	11 0	5 0	10 0	19 0	23 5	72 13	61 4	135 23	138 70	115 110	172 166	115 110	172 166	135 23	138 70	115 110	172 166	115 110	172 166	135 23	138 70	115 110	172 166	769 395
3.50 - 3.74	15 4	14 0	10 0	27 1	54 2	44 9	104 12	82 15	191 22	207 66	173 150	172 166	173 150	172 166	191 22	207 66	173 150	172 166	173 150	172 166	191 22	207 66	173 150	172 166	1093 447
3.25 - 3.49	8 0	35 0	17 0	29 1	34 2	38 1	72 8	63 7	135 21	171 35	115 60	120 106	115 60	120 106	135 21	171 35	115 60	120 106	115 60	120 106	135 21	171 35	115 60	120 106	837 241
3.00 - 3.24	10 0	38 0	15 0	38 0	43 1	30 0	56 7	41 5	53 8	85 8	32 8	41 24	32 8	41 24	53 8	85 8	32 8	41 24	32 8	41 24	53 8	85 8	32 8	41 24	452 61
2.75 - 2.99	5 0	50 0	10 0	22 0	18 1	25 2	33 1	23 1	18 3	19 2	18 1	8 3	18 3	18 3	18 3	19 2	18 1	8 3	18 3	18 3	18 3	18 3	18 3	8 3	249 14
2.50 - 2.74	2 0	24 0	2 0	11 0	15 0	4 0	9 1	6 1	10 2	3 0	6 1	3 0	6 1	3 0	10 2	3 0	6 1	3 0	6 1	3 0	6 1	3 0	6 1	3 0	95 5
2.25 - 2.49	0 0	19 0	4 0	2 0	7 0	2 0	3 0	4 0	2 0	3 0	3 1	1 1	2 1	2 1	2 0	3 0	3 1	1 1	2 1	2 1	2 0	3 0	3 1	2 1	50 2
2.00 - 2.24	0 0	15 0	1 0	2 0	2 0	0 0	0 0	0 0	0 0	1 0	1 0	1 0	1 0	1 0	0 0	1 0	1 0	1 0	1 0	1 0	1 0	1 0	1 0	1 0	23 1
Below 2.00	0 0	1 0	0 0	0 0	0 0	1 0	1 0	0 0	0 0	1 0	1 0	0 0	0 0	0 0	0 0	1 0	1 0	0 0	0 0	0 0	0 0	0 0	0 0	0 0	4 0
No GPA	39 2	12 0	2 0	9 0	4 0	2 0	5 2	7 0	7 0	6 2	9 0	3 1	7 0	7 0	7 0	6 2	9 0	3 1	9 0	9 0	7 0	7 0	3 1	3 1	105 7
Total	87 10	219 0	66 0	150 2	196 6	169 17	355 44	287 33	551 79	604 183	472 332	521 467	472 332	521 467	551 79	604 183	472 332	521 467	472 332	521 467	551 79	604 183	472 332	521 467	3677 1173



Admission Grid of LSAT & GPA for Native Americans  
1996 Final (id

	No Lsat		120-145		146-147		148-150		151-153		154-155		156-158		159-160		161-163		164-166		167-169		170-Above		Total			
	Apps	Adm	Apps	Adm	Apps	Adm	Apps	Adm	Apps	Adm	Apps	Adm	Apps	Adm	Apps	Adm	Apps	Adm	Apps	Adm	Apps	Adm	Apps	Adm	Apps	Adm	Apps	Adm
3.75 & Above	0	0	0	0	0	0	0	0	1	0	1	0	0	0	2	0	0	0	0	0	0	0	0	1	1	4	2	
3.50 - 3.74	0	0	0	0	1	0	0	0	0	0	0	1	0	0	3	1	0	0	0	0	0	0	0	0	0	0	0	4
3.25 - 3.49	0	0	0	0	0	0	0	0	0	0	0	0	0	0	1	1	0	0	0	0	0	0	0	1	1	4	3	
3.00 - 3.24	0	0	0	0	0	0	0	0	1	1	1	1	1	0	1	0	2	1	0	0	0	0	0	0	0	7	2	
2.75 - 2.99	0	0	0	0	0	0	0	0	0	0	1	0	0	0	0	0	1	1	0	0	0	0	0	0	2	1		
2.50 - 2.74	0	0	0	0	0	0	0	0	1	0	0	0	0	0	0	0	0	0	0	0	0	0	0	0	1	0		
2.25 - 2.49	0	0	0	0	0	0	0	0	0	0	0	0	0	0	0	0	0	0	0	0	0	0	0	0	1	0		
2.00 - 2.24	0	0	1	0	0	0	0	0	0	0	0	0	0	0	0	0	0	0	0	0	1	1	0	0	3	1		
Below 2.00	0	0	0	0	0	0	0	0	0	0	0	0	0	0	0	0	0	0	0	0	0	0	0	0	0	0	0	
No GPA	1	0	0	0	0	0	0	0	0	0	0	0	0	0	0	0	0	0	0	0	0	0	0	0	0	1	0	
Total	1	0	1	0	1	0	0	0	6	3	2	7	4	2	5	3	4	3	1	2	1	1	2	2	31	13		

Admission Grid of LSAT & GPA for African Americans  
1996 Final Grid

	No Lsat		120-145		146-147		148-150		151-153		154-155		156-158		159-160		161-163		164-166		167-169		170-Above		Total		
	Apps	Adm	Apps	Adm	Apps	Adm	Apps	Adm	Apps	Adm	Apps	Adm	Apps	Adm	Apps	Adm	Apps	Adm	Apps	Adm	Apps	Adm	Apps	Adm	Apps	Adm	Apps
3.75 & Above	0	2	0	2	2	0	0	0	0	0	3	6	6	0	0	0	4	4	2	2	1	1	1	1	23	17	
3.50-	0	5	0	13	2	4	1	7	3	9	7	7	6	3	3	7	9	7	2	2	0	0	1	1	45	29	
3.74	0	0	0	0	0	2	2	6	6	7	6	6	3	3	3	7	7	2	2	0	0	0	0	1	29		
3.25-	1	11	0	5	5	7	11	11	11	6	11	11	11	11	11	9	9	3	3	2	2	3	3	3	64	29	
3.49	0	0	0	1	0	2	1	8	8	1	8	8	8	8	8	8	8	3	3	2	2	3	3	3	64	29	
3.00-	3	17	0	13	2	8	13	8	8	5	8	8	8	8	8	7	7	1	1	1	1	0	0	1	68	17	
3.24	0	0	0	0	0	1	1	4	4	0	4	4	4	4	4	3	3	1	1	1	1	0	0	1	68	17	
2.75-	1	23	0	9	2	5	9	5	5	6	7	7	7	7	7	2	2	1	1	1	1	1	1	0	62	9	
2.99	0	0	0	0	0	1	1	1	1	2	1	1	1	1	1	2	2	1	1	1	1	1	1	0	62	9	
2.50-	0	14	0	3	1	5	3	4	4	1	4	4	4	4	1	3	3	0	0	0	2	2	0	0	34	5	
2.74	0	0	0	0	0	0	0	1	1	0	1	1	1	1	1	2	2	0	0	0	1	1	0	0	34	5	
2.25-	0	10	0	3	3	2	2	2	2	1	2	2	2	2	2	0	0	1	1	0	0	0	0	0	21	0	
2.49	0	0	0	0	0	0	0	0	0	0	0	0	0	0	0	0	0	0	0	0	0	0	0	0	21	0	
2.00-	0	10	0	1	0	0	0	0	0	0	0	0	0	0	0	0	0	0	0	0	0	0	0	0	11	0	
2.24	0	0	0	0	0	0	0	0	0	0	0	0	0	0	0	0	0	0	0	0	0	0	0	0	11	0	
Below 2.00	0	1	0	0	0	0	0	0	0	0	0	0	0	0	0	0	0	0	0	0	0	0	0	0	1	0	
No GPA	11	0	0	1	0	0	0	1	1	0	1	1	1	1	0	0	0	0	0	0	0	0	0	0	13	2	
Total	16	93	1	37	17	31	31	46	15	34	30	34	30	34	30	34	30	10	10	6	5	6	6	342	108		

Admission Grid of LSAT & GPA for Caucasian Americans  
1996 Final Grid

	No Lsat		120-145		146-147		148-150		151-153		154-155		156-158		159-160		161-163		164-166		167-169		↑70-Above		Total		
	Apps	Adm	Apps	Adm	Apps	Adm	Apps	Adm	Apps	Adm	Apps	Adm	Apps	Adm	Apps	Adm	Apps	Adm	Apps	Adm	Apps	Adm	Apps	Adm	Apps	Adm	Apps
3.75 & Above	6	3	5	0	3	0	4	0	15	0	9	0	42	2	41	2	94	12	101	48	92	88	128	123	540	275	
3.50-3.74	10	2	6	0	5	0	13	0	30	0	22	1	62	1	51	5	117	5	145	44	114	105	128	123	703	286	
3.25-3.49	6	0	9	0	6	0	14	0	17	0	19	0	36	0	36	1	83	6	120	25	79	36	77	66	502	134	
3.00-3.24	6	0	8	0	4	0	11	0	13	0	17	0	30	0	16	1	29	1	30	4	22	5	30	18	216	29	
2.75-2.99	3	0	3	0	3	0	3	0	6	0	10	0	15	0	10	0	11	0	8	0	14	0	4	3	90	3	
2.50-2.74	2	0	3	0	1	0	4	0	5	0	3	0	2	0	3	0	6	0	2	0	2	0	0	0	33	0	
2.25-2.49	0	0	3	0	0	0	2	0	4	0	0	0	1	0	0	0	1	0	2	0	1	0	0	0	14	1	
2.00-2.24	0	0	2	0	0	0	0	0	0	0	0	0	0	0	0	0	0	0	1	0	0	0	1	0	4	0	
Below 2.00	0	0	0	0	0	0	0	0	0	0	1	0	1	0	0	0	0	0	0	0	0	0	0	0	2	0	
No GPA	13	1	0	0	0	0	0	0	1	0	0	0	0	0	2	0	0	0	1	1	1	0	0	0	18	2	
Total	46	6	39	0	22	0	51	0	91	0	81	1	189	3	159	9	341	24	410	192	325	235	368	333	2122	733	

Admission Grid of LSAT & GPA for Mexican Americans  
1996 Final Grid

	No Lsat App Adm	120-145		146-147		148-150		151-153		154-155		156-158		159-160		161-163		164-166		167-169		170-Above		Total			
		App Adm	App Adm	App Adm	App Adm	App Adm	App Adm	App Adm	App Adm	App Adm	App Adm	App Adm	App Adm	App Adm	App Adm	App Adm	App Adm	App Adm	App Adm	App Adm	App Adm	App Adm	App Adm	App Adm	App Adm	App Adm	
3.75 & Above	0	0	0	0	0	0	0	0	0	0	0	3	3	0	0	1	1	1	1	1	1	1	1	1	1	8	7
3.50 - 3.74	0	1	0	0	0	2	0	1	0	0	0	4	4	1	1	5	4	4	4	0	0	0	1	1	1	19	15
3.25 - 3.49	0	2	0	0	0	1	0	1	0	0	0	3	0	2	1	4	2	2	1	1	1	3	3	3	21	10	
3.00 - 3.24	0	3	0	0	0	2	0	3	0	0	1	2	1	0	0	0	1	1	1	1	1	0	0	0	16	3	
2.75 - 2.99	0	4	0	0	0	1	0	1	0	0	1	4	0	0	0	2	0	0	0	0	0	0	0	0	13	1	
2.50 - 2.74	0	5	0	0	0	2	0	2	0	0	0	0	0	0	0	0	0	1	0	0	0	0	0	0	10	0	
2.25 - 2.49	0	0	0	0	0	0	0	0	0	0	0	0	0	0	0	0	0	0	0	0	0	0	0	0	0	0	0
2.00 - 2.24	0	0	0	0	0	0	0	0	0	0	0	0	0	0	0	0	0	0	0	0	0	0	0	0	0	0	0
Below 2.00	0	0	0	0	0	0	0	0	0	0	0	0	0	0	0	0	0	0	0	0	0	0	0	0	0	0	0
No GPA	4	0	0	0	0	0	0	0	0	0	0	0	0	0	0	0	0	0	0	0	0	0	0	0	4	0	
Total	4	15	3	9	7	5	16	3	12	10	3	8	2	3	12	10	3	3	3	3	3	5	5	91	36		

Admission Grid of LSAT & GPA for Other Hispanic Americans  
1996 Final Grid

	No Lsat		120-145		146-147		148-150		151-153		154-155		156-158		159-160		161-163		164-166		167-169		170-Above		Total			
	Apps	Adm	Apps	Adm	Apps	Adm	Apps	Adm	Apps	Adm	Apps	Adm	Apps	Adm	Apps	Adm	Apps	Adm	Apps	Adm	Apps	Adm	Apps	Adm	Apps	Adm	Apps	Adm
3.75 & Above	0	0	0	0	0	0	1	0	0	0	1	3	3	0	0	3	4	0	0	0	0	0	5	5	17	7		
3.50 - 3.74	1	0	0	0	1	0	0	0	1	0	1	1	0	0	0	1	2	3	1	1	2	1	6	5	19	7		
3.25 - 3.49	1	0	1	0	1	0	1	0	2	0	2	1	2	0	0	0	7	3	0	0	0	1	4	4	24	4		
3.00 - 3.24	0	2	0	2	1	0	1	4	1	0	2	0	0	0	0	0	0	1	0	0	0	0	1	0	14	0		
2.75 - 2.99	0	6	0	2	1	0	2	0	0	0	1	1	0	0	0	0	0	0	0	0	0	0	0	0	11	0		
2.50 - 2.74	0	1	0	0	0	0	1	0	0	0	0	0	0	0	0	0	1	0	0	0	0	0	0	0	3	0		
2.25 - 2.49	0	1	0	0	0	0	0	0	1	0	0	0	1	0	0	0	0	0	0	0	0	0	0	0	3	0		
2.00 - 2.24	0	0	0	0	0	0	0	0	1	0	0	0	0	0	0	0	0	0	0	0	0	0	0	0	1	0		
Below 2.00	0	0	0	0	0	0	0	0	0	0	0	0	0	0	0	0	0	0	0	0	0	0	0	0	0	0		
No GPA	2	0	0	0	0	0	0	0	1	0	0	0	0	0	0	0	0	0	0	0	0	0	0	0	3	0		
Total	4	11	0	5	6	7	7	7	7	7	8	7	8	7	7	14	7	7	3	3	3	16	16	95	18			

KL 0023

Page 11 of 14

Admission Grid of LSAT & GPA for Asian/Pacific Island Americans  
1996 Final Grid

	No Lsat		120-145		146-147		148-150		151-153		154-155		156-158		159-160		161-163		164-166		167-169		170-Above		Total		
	Apps	Adm	Apps	Adm	Apps	Adm	Apps	Adm	Apps	Adm	Apps	Adm	Apps	Adm	Apps	Adm	Apps	Adm	Apps	Adm	Apps	Adm	Apps	Adm	Apps	Adm	Apps
3.75 & Above	0	0	0	0	0	0	0	0	2	0	5	0	7	0	7	0	15	0	15	9	9	9	9	23	22	84	40
3.50 - 3.74	2	1	0	0	1	0	6	0	4	0	4	0	13	1	2	0	29	0	27	23	18	23	16	16	133	48	
3.25 - 3.49	0	0	2	0	0	0	4	0	3	0	4	0	6	0	7	0	12	0	20	13	8	13	17	17	88	28	
3.00 - 3.24	0	0	4	0	1	0	5	0	6	0	2	0	5	0	10	1	12	0	10	3	0	3	5	2	63	4	
2.75 - 2.99	0	0	6	0	2	0	4	0	4	0	4	0	0	0	2	0	2	0	7	0	0	1	1	0	33	0	
2.50 - 2.74	0	0	0	0	0	0	1	0	2	0	0	0	1	0	1	0	0	0	0	0	0	0	2	0	7	0	
2.25 - 2.49	0	0	1	0	0	0	0	0	0	0	0	0	0	0	0	0	0	0	0	0	0	1	1	1	3	1	
2.00 - 2.24	0	0	1	0	0	0	1	0	0	0	0	0	0	0	0	0	0	0	0	0	0	0	0	0	2	0	
Below 2.00	0	0	0	0	0	0	0	0	0	0	0	0	0	0	0	0	0	0	1	0	0	0	0	0	1	0	
No GPA	4	0	0	0	0	0	0	0	0	0	0	0	0	0	1	0	1	0	1	0	0	0	0	0	7	0	
Total	6	1	14	3	16	25	19	32	38	71	82	50	35	65	121	421											

Admission Grid of LSAT & GPA for Selected Minorities  
1996 Final Grid

	No Lsat		120-145		146-147		148-150		151-153		154-155		156-158		159-160		161-163		164-166		167-169		170-Above		Total		
	Apps	Adm	Apps	Adm	Apps	Adm	Apps	Adm	Apps	Adm	Apps	Adm	Apps	Adm	Apps	Adm	Apps	Adm	Apps	Adm	Apps	Adm	Apps	Adm	Apps	Adm	Apps
3.75 & Above	0	3	0	3	2	2	3	3	0	0	4	4	9	9	2	2	5	5	4	4	2	2	3	3	37	37	
3.50 - 3.74	0	6	0	6	2	2	6	6	6	6	11	11	13	13	9	9	16	16	6	6	1	1	2	2	76	76	
3.25 - 3.49	1	13	0	13	5	5	6	6	9	9	8	8	14	14	6	6	15	15	8	8	3	3	7	7	92	92	
3.00 - 3.24	3	20	0	17	7	7	17	17	13	13	8	8	13	13	4	4	8	8	4	4	1	1	1	1	99	99	
2.75 - 2.99	1	28	0	28	3	3	9	9	7	7	8	8	11	11	6	6	4	4	2	2	1	1	0	0	80	80	
2.50 - 2.74	0	19	0	19	1	1	5	5	8	8	1	1	5	5	1	1	3	3	1	1	2	2	0	0	46	46	
2.25 - 2.49	0	11	0	11	3	3	0	0	2	2	1	1	2	2	2	2	1	1	1	1	0	0	0	0	23	23	
2.00 - 2.24	0	11	0	11	0	0	1	1	1	1	0	0	0	0	0	0	0	0	0	0	1	1	0	0	14	14	
Below 2.00	0	1	0	1	0	0	0	0	0	0	0	0	0	0	0	0	0	0	0	0	0	0	0	0	1	1	
No GPA	16	0	0	1	0	0	1	1	0	0	0	0	1	1	0	0	0	0	0	0	0	0	0	0	18	18	
Total	21	112	23	48	23	23	48	48	46	46	41	41	68	68	30	30	52	52	23	23	11	11	13	13	488	488	
	1	0	0	2	0	0	2	2	6	6	14	14	37	37	19	19	43	43	20	20	10	10	13	13	165	165	

Admission Grid of LSAT & GPA for All Applicants  
1997 Final Grid

	No Lsat		120-145		146-147		148-150		151-153		154-155		156-158		159-160		161-163		164-166		167-169		170-Above		Total	
	Apps Adm	Apps Adm	Apps Adm	Apps Adm	Apps Adm	Apps Adm	Apps Adm	Apps Adm	Apps Adm	Apps Adm	Apps Adm	Apps Adm	Apps Adm	Apps Adm	Apps Adm	Apps Adm	Apps Adm	Apps Adm	Apps Adm	Apps Adm	Apps Adm	Apps Adm	Apps Adm	Apps Adm	Apps Adm	Apps Adm
3.75 & Above	7 3	8 0	15 0	25 1	42 1	57 8	69 10	135 29	161 80	133 130	154 151	801 413														
3.50 - 3.74	11 6	26 0	13 1	47 3	44 3	97 17	145 13	216 111	150 140	158 154	986 417															
3.25 - 3.49	13 3	28 0	30 1	40 2	31 6	92 20	142 20	143 34	105 80	113 109	805 284															
3.00 - 3.24	6 0	38 0	22 1	30 2	30 1	46 5	43 8	49 9	40 15	31 21	372 66															
2.75 - 2.99	4 0	27 0	15 1	19 0	14 1	19 1	19 4	17 3	15 5	19 7	198 24															
2.50 - 2.74	0 0	27 0	13 0	11 0	8 0	7 0	6 1	5 0	5 0	5 2	98 4															
2.25 - 2.49	0 0	15 0	6 0	4 0	2 1	4 0	3 0	4 0	1 0	2 1	44 3															
2.00 - 2.24	1 0	13 0	1 0	1 0	1 0	2 0	0 0	0 0	0 0	1 0	21 0															
Below 2.00	0 0	5 0	0 0	0 0	0 0	0 0	0 0	1 0	0 0	0 0	6 0															
No GPA	25 3	14 0	9 0	4 0	6 0	3 0	11 0	9 2	2 1	4 1	98 7															
Total	67 15	197 0	124 4	181 8	178 13	327 51	243 35	504 75	605 199	451 371	487 446	3429 1218														

Page 1 of 2



Admission Grid of LSAT & GPA for Native Americans  
1997 Final Grid

	No Lsat		120-145		146-147		148-150		151-153		154-155		156-158		159-160		161-163		164-166		167-169		170-Above		Total		
	Apps	Adm	Apps	Adm	Apps	Adm	Apps	Adm	Apps	Adm	Apps	Adm	Apps	Adm	Apps	Adm	Apps	Adm	Apps	Adm	Apps	Adm	Apps	Adm	Apps	Adm	Apps
3.75 & Above	0	0	0	0	1	0	0	0	2	0	0	0	0	0	1	0	0	0	0	0	1	0	1	1	1	6	3
3.50 - 3.74	0	0	0	0	0	0	0	0	0	1	0	0	3	2	2	0	0	3	3	0	0	0	0	0	9	7	
3.25 - 3.49	0	0	1	0	0	0	0	0	1	1	2	2	2	1	2	3	0	0	1	1	1	1	1	1	12	8	
3.00 - 3.24	0	0	0	0	0	0	0	0	0	1	0	0	1	0	0	0	0	1	1	0	0	0	0	0	3	1	
2.75 - 2.99	0	0	0	0	1	0	0	0	0	1	0	0	0	0	0	0	0	0	0	0	0	0	0	0	2	0	
2.50 - 2.74	0	0	0	0	0	0	1	0	1	0	1	0	0	0	0	0	0	0	0	0	0	0	0	0	2	0	
2.25 - 2.49	0	0	0	0	0	0	0	0	0	0	0	0	1	0	0	0	0	0	0	0	0	0	0	0	1	0	
2.00 - 2.24	0	0	1	0	0	0	0	0	0	1	0	0	0	0	0	0	0	0	0	0	0	0	0	0	2	0	
Below 2.00	0	0	0	0	0	0	0	0	0	0	0	0	0	0	0	0	0	0	0	0	0	0	0	0	0	0	
No GPA	0	0	0	0	0	0	0	0	0	0	0	0	0	0	0	0	0	0	0	0	0	0	0	0	0	0	
Total	0	0	2	0	2	1	0	1	4	5	4	7	4	7	5	3	4	2	4	2	2	2	2	2	37	19	

Page 2 of 2

KL 0036

Admission Grid of LSAT & GPA for African American:  
1997 Final Grid

No Lsat	120-145		146-147		148-150		151-153		154-155		156-158		159-160		161-163		164-168		167-169		170-Above		Total	
	Apps	Adm	Apps	Adm	Apps	Adm	Apps	Adm	Apps	Adm	Apps	Adm	Apps	Adm	Apps	Adm	Apps	Adm	Apps	Adm	Apps	Adm	Apps	Adm
3.75 & Above	0	4	2	3	3	0	0	0	2	4	4	3	3	5	5	0	0	1	1	0	0	0	24	14
3.50 - 3.74	0	9	0	3	0	6	2	4	4	8	5	2	2	4	4	4	4	1	1	0	0	41	19	
3.25 - 3.49	1	11	4	5	1	9	2	4	4	14	10	4	3	9	7	3	3	1	1	2	2	67	32	
3.00 - 3.24	0	17	5	7	0	11	2	7	7	9	3	4	3	7	7	4	4	0	0	0	0	71	20	
2.75 - 2.99	1	14	2	7	1	7	0	4	4	5	1	2	2	3	3	2	2	1	1	1	1	49	12	
2.50 - 2.74	0	15	2	5	0	0	0	3	0	1	0	0	0	1	1	0	0	0	0	0	0	28	2	
2.25 - 2.49	0	8	1	5	0	1	0	1	1	0	0	1	1	0	0	0	0	0	0	0	0	17	2	
2.00 - 2.24	0	8	1	1	0	0	0	1	1	1	0	0	0	0	0	0	0	0	0	0	0	12	0	
Below 2.00	0	3	0	0	0	0	0	0	0	0	0	0	0	0	0	0	0	0	0	0	0	3	0	
No GPA	7	0	1	0	0	0	0	0	0	0	0	0	0	0	0	0	0	0	0	0	0	8	0	
Total	9	89	18	36	2	34	26	42	16	29	26	13	14	29	13	13	4	4	4	4	4	320	101	

Admission Grid of LSAT & GPA for Caucasian Americans  
1987 Final Grid

	120-145		146-147		148-150		151-153		154-155		156-158		159-160		161-163		164-166		167-169		170-Above		Total			
	Apps	Adm	Apps	Adm	Apps	Adm	Apps	Adm	Apps	Adm	Apps	Adm	Apps	Adm	Apps	Adm	Apps	Adm	Apps	Adm	Apps	Adm	Apps	Adm	Apps	Adm
3.75 & Above	6	3	3	0	6	0	20	0	29	0	29	2	37	3	88	17	88	88	91	90	118	115	553	292		
3.50 - 3.74	10	7	5	0	6	0	27	1	51	5	40	3	40	3	97	6	148	105	105	123	120	642	279			
3.25 - 3.49	6	5	5	0	15	0	20	0	45	3	26	1	26	1	80	9	103	70	52	76	74	466	157			
3.00 - 3.24	3	4	3	0	6	0	7	0	22	1	13	1	13	1	19	0	27	24	7	20	13	162	28			
2.75 - 2.99	2	3	2	0	3	0	6	0	8	0	11	0	11	0	10	0	11	6	3	12	5	80	9			
2.50 - 2.74	0	2	3	0	2	0	7	0	2	0	0	0	0	0	3	0	4	4	0	2	0	31	0			
2.25 - 2.49	0	3	0	0	1	0	2	0	1	0	0	0	0	0	3	0	3	1	0	1	1	16	1			
2.00 - 2.24	1	1	0	0	0	0	0	0	0	0	0	0	0	0	0	0	0	0	0	0	0	2	0			
Below 2.00	0	0	0	0	0	0	0	0	0	0	0	0	0	0	0	0	1	0	0	0	0	1	0			
No GPA	7	0	0	0	0	0	0	0	0	0	1	0	1	0	1	0	0	0	0	0	2	1	11	4		
Total	35	28	21	0	39	0	89	0	158	11	128	8	301	32	420	126	301	249	354	329	1964	768				

Page 2 of 4

KL 0038

Admission Grid of LSAT & GPA for Mexican American  
1997 Final Grid

	120-145		146-147		148-150		151-153		154-155		156-158		159-160		161-163		164-166		167-169		170-Above		Total		
	Apps Adm	Apps Adm	Apps Adm	Apps Adm	Apps Adm	Apps Adm	Apps Adm	Apps Adm	Apps Adm	Apps Adm	Apps Adm	Apps Adm	Apps Adm	Apps Adm	Apps Adm	Apps Adm	Apps Adm	Apps Adm	Apps Adm	Apps Adm	Apps Adm	Apps Adm	Apps Adm	Apps Adm	
3.75 & Above	0	0	0	0	0	0	0	0	0	0	3	1	1	1	1	1	1	1	1	1	1	1	1	8	6
3.50- 3.74	0	1	0	0	0	0	0	0	1	1	5	0	1	0	1	0	0	0	0	0	2	2	12	10	
3.25- 3.49	0	3	0	3	0	0	0	0	3	2	6	2	4	2	1	0	0	0	0	0	2	2	23	10	
3.00- 3.24	2	6	0	2	3	0	0	3	1	2	2	1	4	1	4	0	0	0	1	1	0	0	25	3	
2.75- 2.99	0	2	0	5	2	0	0	0	0	0	0	0	0	0	0	0	0	0	3	1	0	0	12	1	
2.50- 2.74	0	5	0	0	0	0	0	0	1	0	0	0	2	0	0	0	0	0	0	0	0	0	8	0	
2.25- 2.49	0	3	0	1	0	0	0	0	0	0	0	0	0	0	0	0	0	0	0	0	0	0	4	0	
2.00- 2.24	0	0	0	0	0	0	0	0	0	0	0	0	0	0	0	0	0	0	0	0	0	0	0	0	
Below 2.00	0	2	0	0	0	0	0	0	0	0	0	0	0	0	0	0	0	0	0	0	0	0	2	0	
No GPA	1	0	0	0	0	0	0	0	0	0	0	0	0	0	0	0	0	0	0	0	0	0	1	0	
Total	3	22	0	11	5	3	6	16	6	6	16	6	10	3	3	5	5	95	30	95	30	95	30	95	

Page 2

KL 0039

Admission Grid of LSAT & GPA for Other Hispanic Americans  
1997 Final Grid

	120-145		146-147		148-150		151-153		154-155		156-158		159-160		161-163		164-166		167-169		170-Above		Total		
	Apps Adm	Apps Adm	Apps Adm	Apps Adm	Apps Adm	Apps Adm	Apps Adm	Apps Adm	Apps Adm	Apps Adm	Apps Adm	Apps Adm	Apps Adm	Apps Adm	Apps Adm	Apps Adm	Apps Adm	Apps Adm	Apps Adm	Apps Adm	Apps Adm	Apps Adm	Apps Adm	Apps Adm	
3.75 & Above	0	0	0	0	0	0	0	0	0	0	1	1	1	1	0	0	2	2	1	1	1	1	1	6	3
3.50-3.74	1	0	0	0	0	3	2	2	2	0	2	2	2	2	5	3	3	3	1	1	1	0	0	19	5
3.25-3.49	1	2	0	0	0	1	1	1	5	0	5	0	0	0	3	0	0	4	4	2	2	2	2	19	6
3.00-3.24	1	2	0	0	1	2	0	2	0	0	2	0	0	0	1	0	0	2	2	2	2	1	1	14	3
2.75-2.99	1	3	0	0	0	0	0	0	0	0	0	0	0	0	0	0	0	0	2	2	0	0	0	6	0
2.50-2.74	0	0	0	0	1	0	0	0	1	0	1	0	0	0	1	0	0	0	0	0	0	0	0	3	0
2.25-2.49	0	0	0	0	0	0	0	0	0	0	0	0	0	0	0	0	0	0	0	0	0	0	0	0	0
2.00-2.24	0	1	0	0	0	0	0	0	0	0	0	0	0	0	0	0	0	0	0	0	0	0	0	1	0
Below 2.00	0	0	0	0	0	0	0	0	0	0	0	0	0	0	0	0	0	0	0	0	0	0	0	0	0
No GPA	0	0	0	0	0	0	0	0	0	0	0	0	0	0	0	0	0	0	0	0	0	0	0	0	0
Total	4	8	0	0	2	6	3	11	3	0	11	3	10	7	2	7	10	10	7	10	4	4	4	68	17

KL 0040

Page 11

Admission Grid of LSAT & GPA for Asian/Pacific Island Americans  
1997 Final Grid

	120-145		146-147		148-150		151-153		154-155		156-158		159-166		161-163		164-166		167-169		170-Above		Total			
	Apps Adm	Apps Adm	Apps Adm	Apps Adm	Apps Adm	Apps Adm	Apps Adm	Apps Adm	Apps Adm	Apps Adm	Apps Adm	Apps Adm	Apps Adm	Apps Adm	Apps Adm	Apps Adm	Apps Adm	Apps Adm	Apps Adm	Apps Adm	Apps Adm	Apps Adm	Apps Adm	Apps Adm		
3.75 & Above	0	0	1	0	0	0	3	0	2	1	5	0	8	0	7	1	13	1	10	5	10	9	11	11	70	28
3.50 - 3.74	0	0	3	1	0	0	0	0	3	4	4	16	10	1	10	1	20	0	28	8	20	20	11	10	113	40
3.25 - 3.49	1	1	3	1	0	0	4	0	5	2	2	8	10	1	10	1	23	1	18	9	14	11	13	11	100	35
3.00 - 3.24	0	0	1	0	1	1	1	0	1	3	3	3	4	0	4	0	5	0	6	0	6	3	5	4	36	8
2.75 - 2.99	0	0	3	0	0	0	2	0	2	2	3	3	5	0	5	4	4	0	1	0	2	2	3	1	27	1
2.50 - 2.74	0	0	1	0	0	0	1	0	2	1	1	1	2	0	2	1	1	0	1	0	0	0	1	1	11	1
2.25 - 2.49	0	0	1	0	0	0	0	0	0	0	0	0	0	0	0	0	0	0	0	0	0	0	1	0	2	0
2.00 - 2.24	0	0	0	0	0	0	0	0	0	0	0	0	1	0	0	0	0	0	0	0	0	0	1	0	2	0
Below 2.00	0	0	0	0	0	0	0	0	0	0	0	0	0	0	0	0	0	0	0	0	0	0	0	0	0	0
No GPA	1	0	0	0	1	0	0	0	0	0	0	0	0	0	0	0	0	0	2	0	1	1	1	0	6	1
Total	2	1	13	3	12	15	17	0	40	38	68	2	38	3	68	2	61	22	53	44	47	38	367	114		

Page 11 of 18

KL 0041

Admission Grid of LSAT & GPA for Selected Minorities  
1997 Final Grid

3.75 & Above	120-145		146-147		148-150		151-153		154-155		156-158		159-160		161-163		164-166		167-169		170-Above		Total	
	Apps Adm	Apps Adm	Apps Adm	Apps Adm	Apps Adm	Apps Adm	Apps Adm	Apps Adm	Apps Adm	Apps Adm	Apps Adm	Apps Adm	Apps Adm	Apps Adm	Apps Adm	Apps Adm	Apps Adm	Apps Adm	Apps Adm	Apps Adm	Apps Adm	Apps Adm	Apps Adm	Apps Adm
0	4	3	3	0	4	7	5	5	7	7	1	1	3	3	5	7	1	1	3	3	2	2	39	24
0	10	0	3	7	5	16	4	4	5	5	10	10	4	4	10	10	1	1	1	1	2	2	63	37
1	15	7	6	10	9	22	8	8	16	16	4	4	3	3	4	4	3	3	3	3	6	6	107	54
0	23	7	11	15	9	13	5	5	11	11	5	5	3	3	5	5	1	1	1	1	0	0	102	24
0	16	8	9	8	5	5	3	3	3	3	5	5	2	2	2	2	2	2	2	2	4	4	65	13
0	22	2	6	1	5	2	4	4	1	1	2	2	1	1	1	1	0	0	0	0	1	1	44	3
0	11	2	5	1	1	1	1	1	1	1	1	1	1	1	1	0	0	0	0	0	0	0	22	2
0	9	1	1	1	1	1	0	0	0	0	0	0	0	0	0	0	0	0	0	0	0	0	14	0
0	5	0	0	0	0	0	0	0	0	0	0	0	0	0	0	0	0	0	0	0	0	0	5	0
0	0	1	0	0	0	0	0	0	0	0	0	0	0	0	0	0	0	0	0	0	0	0	9	0
12	115	31	44	43	39	67	30	43	22	22	36	22	30	43	22	22	12	12	10	10	12	12	470	157
0	0	1	2	6	13	36	22	33	22	22	36	22	22	33	22	22	10	10	10	10	12	12	470	157

Page 10

KL 0045

Admission Grid of LSAT & GPA for All Applicants  
1998 Final Grid

LSAT & GPA	120-145		146-147		148-150		151-153		154-155		156-158		159-160		161-163		164-166		167-169		170-Above		Total	
	Apps	Adm	Apps	Adm	Apps	Adm	Apps	Adm	Apps	Adm	Apps	Adm	Apps	Adm	Apps	Adm	Apps	Adm	Apps	Adm	Apps	Adm	Apps	Adm
3.75 & Above	3	14	6	18	18	18	25	25	29	4	54	72	114	114	179	95	144	144	144	95	144	144	753	457
3.50 - 3.74	11	24	9	26	26	26	55	55	29	1	82	90	145	145	282	118	169	169	118	169	169	1040	454	
3.25 - 3.49	8	29	20	25	25	25	39	39	52	12	74	65	114	114	189	138	108	108	138	108	108	858	299	
3.00 - 3.24	1	28	10	36	36	36	38	38	37	7	57	33	53	53	5	31	34	34	31	34	34	411	75	
2.75 - 2.99	3	30	8	22	22	22	17	17	20	1	25	11	20	20	13	11	20	20	11	20	20	206	16	
2.50 - 2.74	0	28	7	7	7	7	10	10	4	6	6	4	8	8	11	3	7	7	3	7	7	95	3	
2.25 - 2.49	0	20	0	4	4	4	2	2	2	5	5	3	2	2	1	0	4	4	0	4	4	51	0	
2.00 - 2.24	0	8	1	2	2	2	1	1	0	1	1	1	0	0	0	0	0	0	0	0	0	14	0	
Below 2.00	1	3	0	0	0	0	0	0	0	0	0	0	0	0	0	1	0	0	1	0	0	5	0	
No GPA	30	6	3	8	8	8	8	8	4	10	10	3	12	12	8	7	5	5	7	5	5	104	6	
Total	57	190	72	148	148	148	195	195	177	314	314	282	468	468	741	404	489	489	404	489	489	3537	1310	



Admission Grid of LSAT & GPA for Native Americans  
1998 Final Grid

	No Lsat		120-145		146-147		148-150		151-153		154-155		156-158		159-160		161-163		164-166		167-169		170-Above		Total			
	Apps	Adm	Apps	Adm	Apps	Adm	Apps	Adm	Apps	Adm	Apps	Adm	Apps	Adm	Apps	Adm	Apps	Adm	Apps	Adm	Apps	Adm	Apps	Adm	Apps	Adm	Apps	Adm
3.75 & Above	0	0	1	0	0	0	0	0	1	0	0	0	0	0	1	0	0	0	0	0	0	0	0	1	0	4	0	3
3.50 - 3.74	1	1	0	0	0	0	4	2	5	4	5	4	4	2	4	1	3	3	0	0	0	0	0	0	0	15	11	
3.25 - 3.49	0	0	2	0	0	0	1	0	1	1	1	1	0	0	1	0	1	1	0	0	0	0	0	0	0	8	2	
3.00 - 3.24	0	0	0	0	0	0	1	0	0	0	1	1	1	0	0	0	1	1	0	0	0	0	0	0	0	5	2	
2.75 - 2.99	0	0	0	0	0	0	1	0	0	0	0	0	0	0	0	0	0	0	0	0	0	0	0	0	0	2	0	
2.50 - 2.74	0	0	0	0	1	0	0	0	0	0	0	0	0	0	0	0	0	0	0	0	0	0	0	0	0	1	0	
2.25 - 2.49	0	0	2	0	0	0	0	0	1	0	0	0	1	0	0	0	0	0	0	0	0	0	0	0	0	4	0	
2.00 - 2.24	0	0	0	0	0	0	0	0	0	0	0	0	0	0	0	0	0	0	0	0	0	0	0	0	0	0	0	
Below 2.00	0	0	0	0	0	0	0	0	0	0	0	0	0	0	0	0	0	0	0	0	0	0	0	0	0	0	0	
No GPA	1	0	0	0	0	0	0	0	0	0	0	0	0	0	0	0	0	0	0	0	0	0	0	0	0	1	0	
Total	2	1	5	0	1	3	3	2	7	7	3	5	7	3	7	5	3	5	3	1	5	0	0	2	40	18		

Admission Grid of LSAT & GPA for African Americans  
1998 Final Grid

	No Lsat		120-145		146-147		148-150		151-153		154-155		156-158		159-160		161-163		164-166		167-169		170-Above		Total		
	Apps	Adm	Apps	Adm	Apps	Adm	Apps	Adm	Apps	Adm	Apps	Adm	Apps	Adm	Apps	Adm	Apps	Adm	Apps	Adm	Apps	Adm	Apps	Adm	Apps	Adm	Apps
3.75 & Above	0	0	1	0	3	0	5	3	2	1	1	3	3	3	3	3	1	1	2	2	0	0	0	0	0	21	14
3.50 - 3.74	1	0	4	0	1	0	6	4	5	3	2	5	4	2	2	5	4	4	4	3	3	3	1	1	39	26	
3.25 - 3.49	0	0	14	0	4	1	4	0	6	2	10	8	8	6	6	4	4	8	4	4	4	4	0	0	65	37	
3.00 - 3.24	0	0	12	0	5	0	11	0	8	3	5	6	6	3	3	3	3	3	3	3	2	2	1	1	59	22	
2.75 - 2.99	0	0	15	0	5	0	6	0	5	0	5	6	1	6	1	2	2	0	0	0	0	0	1	1	46	3	
2.50 - 2.74	0	0	16	0	2	0	3	0	3	2	2	1	1	1	0	1	1	2	2	0	0	0	0	0	30	1	
2.25 - 2.49	0	0	10	0	5	0	1	0	0	0	0	1	0	0	1	1	1	0	0	0	0	0	0	0	20	0	
2.00 - 2.24	0	0	7	0	1	0	1	0	0	0	0	1	0	0	0	0	0	0	0	0	0	0	0	0	10	0	
Below 2.00	1	0	3	0	0	0	0	0	0	0	0	0	0	0	0	0	0	0	0	0	0	0	0	0	4	0	
No GPA	8	0	1	0	1	0	1	0	0	0	0	0	0	0	0	0	0	0	0	0	0	0	0	0	10	0	
Total	10	0	63	0	26	1	38	29	25	31	16	17	17	13	13	9	9	17	17	17	9	9	3	3	304	103	

Admission Grid of LSAT & GPA for Caucasian Americans  
1998 Final Grid

	No Lsat		120-145		146-147		148-150		151-153		154-155		156-158		159-160		161-163		164-166		167-169		170-Above		Total					
	Apps Adm	Apps Adm	Apps Adm	Apps Adm	Apps Adm	Apps Adm	Apps Adm	Apps Adm	Apps Adm	Apps Adm	Apps Adm	Apps Adm	Apps Adm	Apps Adm	Apps Adm	Apps Adm	Apps Adm	Apps Adm	Apps Adm	Apps Adm	Apps Adm	Apps Adm	Apps Adm	Apps Adm	Apps Adm	Apps Adm				
3.75 & Above	2 1	5 0	2 0	8 0	12 0	22 2	29 3	41 1	50 5	77 27	126 98	185 63	278 125	344 99	497 187	662 282	812 313	1090 433	1462 566	1974 777	2666 1000	3444 1344	4410 1717	5754 2234	7500 2934	9750 3767	12500 4934			
3.50 - 3.74	8 2	8 0	4 0	15 0	29 3	18 0	41 1	50 5	99 8	185 63	278 125	344 99	497 187	662 282	812 313	1090 433	1462 566	1974 777	2666 1000	3444 1344	4410 1717	5754 2234	7500 2934	9750 3767	12500 4934	16250 6167	21000 7901			
3.25 - 3.49	7 1	5 0	5 0	13 0	19 0	24 1	39 0	58 2	91 3	141 55	220 85	311 115	402 150	513 195	664 250	855 315	1110 410	1465 545	1930 720	2595 965	3460 1285	4575 1675	6040 2255	8015 2985	10500 3915	13750 5000	18250 6700	24000 8900		
3.00 - 3.24	0 0	7 0	0 0	17 0	13 0	16 0	28 0	36 0	54 2	80 2	127 1	181 1	235 1	316 1	417 1	552 1	723 1	946 1	1251 1	1657 1	2203 1	2930 1	3861 1	5091 1	6722 1	8913 1	11774 1	15685 1		
2.75 - 2.99	2 0	5 0	1 0	6 0	3 1	7 0	10 0	15 0	22 0	35 0	57 0	89 0	124 0	169 0	226 0	305 0	410 0	545 0	720 0	945 0	1250 0	1665 0	2210 0	2935 0	3870 0	5095 0	6720 0	8915 0	11770 0	
2.50 - 2.74	0 0	1 0	3 0	3 0	4 0	0 0	3 0	0 0	3 0	3 0	0 0	0 0	0 0	0 0	0 0	0 0	0 0	0 0	0 0	0 0	0 0	0 0	0 0	0 0	0 0	0 0	0 0	0 0	0 0	
2.25 - 2.49	0 0	2 0	1 0	3 0	0 0	1 0	2 0	3 0	5 0	8 0	13 0	20 0	28 0	37 0	50 0	67 0	90 0	120 0	160 0	210 0	280 0	370 0	490 0	650 0	860 0	1140 0	1510 0	1990 0	2650 0	3540 0
2.00 - 2.24	0 0	1 0	0 0	1 0	1 0	0 0	0 0	0 0	0 0	0 0	0 0	0 0	0 0	0 0	0 0	0 0	0 0	0 0	0 0	0 0	0 0	0 0	0 0	0 0	0 0	0 0	0 0	0 0	0 0	0 0
Below 2.00	0 0	0 0	0 0	0 0	0 0	0 0	0 0	0 0	0 0	0 0	0 0	0 0	0 0	0 0	0 0	0 0	0 0	0 0	0 0	0 0	0 0	0 0	0 0	0 0	0 0	0 0	0 0	0 0	0 0	0 0
No GPA	13 1	0 0	0 0	0 0	0 0	0 0	1 0	1 0	0 0	0 0	0 0	0 0	0 0	0 0	0 0	0 0	0 0	0 0	0 0	0 0	0 0	0 0	0 0	0 0	0 0	0 0	0 0	0 0	0 0	0 0
Total	32 5	34 0	19 0	66 0	81 4	88 3	153 4	206 4	278 17	367 43	497 187	662 282	812 313	1090 433	1462 566	1974 777	2666 1000	3444 1344	4410 1717	5754 2234	7500 2934	9750 3767	12500 4934	16250 6167	21000 7901	27750 10400	36500 13800	47750 18000	62500 23400	82500 30800

Page 2 of 4

KL 0055

Admission Grd of LSAT & GPA for Mexican Americans  
1998 Final Grd

	120-145		146-147		148-150		151-153		154-155		156-158		159-160		161-163		164-166		167-169		170-Above		Total	
	Apps Adm	Apps Adm	Apps Adm	Apps Adm	Apps Adm	Apps Adm	Apps Adm	Apps Adm	Apps Adm	Apps Adm	Apps Adm	Apps Adm	Apps Adm	Apps Adm	Apps Adm	Apps Adm	Apps Adm	Apps Adm	Apps Adm	Apps Adm	Apps Adm	Apps Adm	Apps Adm	Apps Adm
3.75 & Above	0	0	0	0	0	0	1	1	0	0	2	2	2	2	2	2	1	1	0	0	0	0	8	7
3.50 - 3.74	0	1	0	0	0	0	1	1	0	0	3	4	3	3	1	2	2	1	1	1	1	1	14	12
3.25 - 3.49	0	2	4	0	0	0	3	0	2	2	2	2	1	1	1	2	2	3	3	0	0	1	22	10
3.00 - 3.24	0	3	1	0	0	0	4	0	5	4	4	3	1	0	2	0	0	0	0	0	0	0	22	1
2.75 - 2.99	0	1	0	0	1	0	2	0	0	0	0	0	0	0	0	0	0	0	1	1	0	1	6	1
2.50 - 2.74	0	3	1	0	0	0	0	0	0	0	1	0	0	0	1	0	0	0	0	0	0	0	6	0
2.25 - 2.49	0	1	0	0	0	0	0	0	0	0	0	1	0	0	0	0	0	0	0	0	0	0	2	0
2.00 - 2.24	0	0	0	0	0	0	0	0	0	0	0	0	0	0	0	0	0	0	0	0	0	0	0	0
Below 2.00	0	0	0	0	0	0	0	0	0	0	0	0	0	0	0	0	0	0	0	0	0	0	0	0
No GPA	1	1	0	0	0	0	0	0	0	0	0	0	0	0	0	0	0	0	0	0	0	0	2	1
Total	1	12	6	1	11	7	12	7	7	12	12	12	7	4	7	5	5	3	5	5	3	62	32	

Admission Grid of LSAT & GPA for Other Hispanic Americans  
1998 Final Grid

	120-145		146-147		148-150		151-153		154-155		156-158		159-160		161-163		164-166		167-169		170-Above		Total	
	Apps Adm	Apps Adm	Apps Adm	Apps Adm	Apps Adm	Apps Adm	Apps Adm	Apps Adm	Apps Adm	Apps Adm	Apps Adm	Apps Adm	Apps Adm	Apps Adm	Apps Adm	Apps Adm	Apps Adm	Apps Adm	Apps Adm	Apps Adm	Apps Adm	Apps Adm	Apps Adm	Apps Adm
3.75 & Above	0 0	0 0	0 0	0 0	0 0	0 0	1 1	0 0	0 0	1 1	0 0	1 1	0 0	0 0	1 1	0 0	1 1	0 0	0 0	0 0	3 3	3 3	6 6	6 6
3.50 - 3.74	0 0	1 0	0 0	1 0	0 0	1 0	2 1	1 2	4 2	1 2	2 1	3 2	4 1	2 1	2 1	3 1	2 1	3 1	2 1	2 1	2 2	2 2	18 9	18 9
3.25 - 3.49	1 0	0 0	2 0	0 0	0 0	2 0	1 0	1 0	1 1	2 0	1 0	1 0	1 1	6 4	0 0	1 1	0 0	0 0	0 0	0 0	2 2	2 2	16 8	16 8
3.00 - 3.24	0 0	1 0	0 0	1 0	2 0	0 0	2 0	0 0	2 0	0 0	2 0	0 0	0 0	0 0	0 0	0 0	0 0	0 0	0 0	0 0	0 0	0 0	9 0	9 0
2.75 - 2.99	1 0	2 0	0 0	2 0	2 0	1 0	0 0	0 0	0 0	0 0	0 0	0 0	2 0	2 0	0 0	0 0	0 0	0 0	0 0	0 0	0 0	0 0	10 0	10 0
2.50 - 2.74	0 0	1 0	0 0	0 0	0 0	0 0	0 0	0 0	0 0	0 0	0 0	0 0	0 0	0 0	1 0	0 0	0 0	0 0	0 0	0 0	0 0	0 0	2 0	2 0
2.25 - 2.49	0 0	1 0	0 0	1 0	0 0	0 0	0 0	0 0	0 0	0 0	0 0	0 0	0 0	1 0	1 0	0 0	0 0	0 0	0 0	0 0	0 0	0 0	3 0	3 0
2.00 - 2.24	0 0	0 0	0 0	0 0	0 0	0 0	0 0	0 0	0 0	0 0	0 0	0 0	0 0	0 0	0 0	0 0	0 0	0 0	0 0	0 0	0 0	0 0	0 0	0 0
Below 2.00	0 0	0 0	0 0	0 0	0 0	0 0	0 0	0 0	0 0	0 0	0 0	0 0	0 0	0 0	0 0	0 0	0 0	0 0	0 0	0 0	0 0	0 0	0 0	0 0
No GPA	1 0	0 0	0 0	0 0	0 0	0 0	0 0	0 0	0 0	0 0	0 0	0 0	0 0	1 0	1 0	0 0	0 0	0 0	0 0	0 0	0 0	0 0	2 0	2 0
Total	3 0	6 0	5 0	3 0	7 0	4 0	6 2	7 3	7 3	14 6	4 2	7 3	6 2	14 6	4 3	2 2	4 3	7 3	7 3	68 23	68 23	68 23	68 23	68 23

Page 17 of 18

KL 0057

Admission Grid of LSAT & GPA for Asian/Pacific Island Americans  
1998 Final Grtd

	No Lsat		120-145		146-147		148-150		151-153		154-155		156-158		159-160		161-163		164-166		167-169		170-Above		Total			
	Apps	Adm	Apps	Adm	Apps	Adm	Apps	Adm	Apps	Adm	Apps	Adm	Apps	Adm	Apps	Adm	Apps	Adm	Apps	Adm	Apps	Adm	Apps	Adm	Apps	Adm	Apps	Adm
3.75 & Above	0	0	1	0	0	0	3	1	2	2	1	7	4	0	4	7	24	4	24	4	14	4	14	67	42			
3.50 - 3.74	0	0	3	1	0	0	2	8	3	3	14	12	0	2	19	38	15	14	38	15	13	14	128	45				
3.25 - 3.49	0	0	1	3	0	0	3	7	2	2	15	9	0	0	17	20	16	1	20	16	10	16	103	27				
3.00 - 3.24	0	0	1	1	0	0	2	2	4	4	6	5	0	0	7	15	6	1	15	6	2	4	51	6				
2.75 - 2.99	0	0	2	0	0	0	2	4	3	5	0	3	0	0	0	0	0	0	0	0	1	0	22	0				
2.50 - 2.74	0	0	3	0	0	0	1	1	0	1	1	1	0	0	1	1	0	0	1	0	0	0	9	0				
2.25 - 2.49	0	0	1	0	0	0	0	0	0	0	0	0	0	0	0	0	0	0	0	0	0	0	3	0				
2.00 - 2.24	0	0	0	0	0	0	0	0	0	0	0	0	0	0	0	0	0	0	0	0	0	0	0	0				
Below 2.00	0	0	0	0	0	0	0	0	0	0	0	0	0	0	0	0	0	0	0	0	0	0	1	0				
No GPA	0	0	0	0	0	0	0	0	0	0	1	0	1	0	0	0	0	0	0	0	1	1	0	2	1			
Total	0	0	12	5	13	24	14	49	34	51	98	44	38	42	51	98	44	38	44	42	38	42	386	121				

Admission Grid of LSAT & GPA for Selected Minorities  
1998 Final Grid

No Lsat	120-145		146-147		148-150		151-153		154-155		156-158		159-160		161-163		167-169		170-Above		Total	
	Apps Adm	Apps Adm	Apps Adm	Apps Adm	Apps Adm	Apps Adm	Apps Adm	Apps Adm	Apps Adm	Apps Adm	Apps Adm	Apps Adm	Apps Adm	Apps Adm	Apps Adm	Apps Adm	Apps Adm	Apps Adm	Apps Adm	Apps Adm	Apps Adm	
3.75 & Above	0	2	3	5	4	4	1	5	6	4	4	3	3	6	4	4	3	0	1	1	34	24
3.50 - 3.74	2	5	1	6	6	4	2	13	12	8	9	10	10	10	6	9	5	5	2	2	71	52
3.25 - 3.49	0	19	8	5	10	10	16	12	10	7	8	7	7	7	7	7	7	7	1	1	103	52
3.00 - 3.24	0	15	6	12	12	12	11	12	6	7	4	4	4	4	4	4	2	2	1	1	88	26
2.75 - 2.99	0	16	5	8	7	5	6	6	1	1	1	1	1	1	2	0	1	1	3	1	54	4
2.50 - 2.74	0	19	4	3	3	3	2	2	2	0	2	2	0	0	2	2	0	0	0	0	37	1
2.25 - 2.49	0	14	5	1	1	0	0	2	2	1	1	1	1	2	1	1	1	0	0	0	27	0
2.00 - 2.24	0	7	1	1	0	0	0	1	0	0	0	0	0	0	0	0	0	0	0	0	10	0
Below 2.00	1	3	0	0	0	0	0	0	0	0	0	0	0	0	0	0	0	0	0	0	4	0
No GPA	10	2	0	1	0	0	0	0	0	0	0	0	0	0	0	0	0	0	0	0	13	1
Total	13	102	33	42	43	43	37	53	37	31	27	27	31	27	21	23	15	15	8	5	441	160

Page 10

KL 0062

Admission Grid of LSAT & GPA for All Applicants  
1999 Final Grid

	No Lsat		120-145		146-147		148-150		151-153		154-155		156-158		159-160		161-163		164-166		167-169		170-Above		Total		
	Apps	Adm	Apps	Adm	Apps	Adm	Apps	Adm	Apps	Adm	Apps	Adm	Apps	Adm	Apps	Adm	Apps	Adm	Apps	Adm	Apps	Adm	Apps	Adm	Apps	Adm	Apps
3.75 & Above	6	10	4	0	9	2	30	3	25	5	68	5	54	11	134	68	170	151	120	120	120	120	124	122	754	489	
3.50 - 3.74	11	12	14	0	17	2	45	6	53	8	101	9	82	11	178	38	235	147	118	113	118	113	100	98	966	437	
3.25 - 3.49	9	24	16	0	24	1	34	4	39	5	88	10	73	4	140	22	162	50	99	84	99	81	79	791	259		
3.00 - 3.24	2	30	21	2	30	1	35	2	30	3	56	4	45	9	65	6	51	14	51	14	51	25	15	441	70		
2.75 - 2.99	2	23	11	0	10	1	21	0	6	0	25	0	12	1	18	2	17	1	15	3	15	9	3	167	11		
2.50 - 2.74	0	22	4	0	6	0	7	0	9	0	20	2	6	2	11	1	11	1	2	0	2	5	2	103	8		
2.25 - 2.49	0	21	5	0	3	0	8	0	0	0	4	0	1	0	5	0	3	1	0	0	0	1	0	51	1		
2.00 - 2.24	0	7	1	0	2	0	0	0	3	0	0	0	2	0	0	0	1	0	0	0	0	0	0	16	0		
Below 2.00	0	1	0	0	0	0	0	0	0	0	0	0	0	0	0	0	0	0	0	0	0	0	0	0	1	0	
No GPA	27	7	3	0	5	0	10	2	2	11	11	1	11	0	7	21	21	3	5	0	5	1	0	110	5		
Total	57	157	81	2	106	7	190	15	167	21	373	31	286	38	556	137	671	368	410	334	410	346	319	3400	1280		



Admission Grid of LSAT & GPA for Native Americans  
1999 Final Grid

	No Least		120-145		146-147		148-150		151-153		154-155		156-158		159-160		161-183		164-166		167-169		170-Above		Total		
	Apps	Adm	Apps	Adm	Apps	Adm	Apps	Adm	Apps	Adm	Apps	Adm	Apps	Adm	Apps	Adm	Apps	Adm	Apps	Adm	Apps	Adm	Apps	Adm	Apps	Adm	
3.75 & Above	0	0	0	0	0	0	0	0	0	0	0	0	0	0	0	0	0	0	0	0	0	0	0	0	0	0	0
3.60 - 3.74	0	0	0	0	0	0	0	0	0	0	1	1	4	3	2	2	2	0	2	2	1	1	0	0	0	10	9
3.25 - 3.49	0	0	0	0	0	0	1	0	0	0	0	0	1	0	1	0	2	1	1	1	0	0	1	1	1	7	3
3.00 - 3.24	0	0	1	0	0	0	0	0	0	0	0	0	1	0	1	0	0	0	0	0	0	0	0	0	0	3	1
2.75 - 2.99	0	0	0	0	0	0	0	0	0	0	0	0	0	0	0	0	0	0	0	0	0	0	0	0	0	0	0
2.50 - 2.74	0	0	2	0	0	0	1	0	0	0	0	0	0	0	0	0	0	0	0	0	0	0	0	0	0	3	0
2.25 - 2.49	0	0	1	0	0	0	0	0	1	0	0	0	0	0	0	0	0	0	0	0	0	0	0	0	0	2	0
2.00 - 2.24	0	0	0	0	0	0	0	0	0	0	0	0	0	0	0	0	0	0	0	0	0	0	0	0	0	0	0
Below 2.00	0	0	0	0	0	0	0	0	0	0	0	0	0	0	0	0	0	0	0	0	0	0	0	0	0	0	0
No GPA	0	0	0	0	0	0	0	0	0	0	0	0	0	0	0	0	0	0	0	0	0	0	0	0	0	0	0
Total	0	0	4	0	0	0	2	1	1	1	1	1	6	3	4	3	2	3	3	1	1	1	1	1	1	25	13

Admission Grtd of LSAT & GPA for African Americans  
1999 Final Grtd

	120-145		146-147		148-150		151-153		154-155		156-158		159-160		161-163		164-166		167-169		170-Above		Total	
	Apps	Adm	Apps	Adm	Apps	Adm	Apps	Adm	Apps	Adm	Apps	Adm	Apps	Adm	Apps	Adm	Apps	Adm	Apps	Adm	Apps	Adm	Apps	Adm
3.75 & Above	0	2	0	2	2	2	4	4	2	2	4	4	4	4	3	3	2	2	0	0	0	0	21	16
3.50 - 3.74	0	2	4	2	7	4	0	4	4	4	0	0	1	1	5	5	1	1	1	1	0	0	27	18
3.25 - 3.49	2	6	4	2	10	4	7	2	2	2	6	2	2	2	5	5	4	4	1	1	0	0	45	24
3.00 - 3.24	0	11	8	8	6	2	5	5	5	5	4	6	6	6	5	5	2	2	1	1	0	0	57	25
2.75 - 2.99	0	12	4	5	3	0	4	1	0	0	4	0	0	0	1	0	1	1	0	0	0	0	31	1
2.50 - 2.74	0	8	2	2	2	0	4	5	0	0	2	2	2	2	1	1	1	1	0	0	0	0	27	6
2.25 - 2.49	0	12	5	1	1	0	0	0	0	0	0	0	1	1	1	1	1	1	0	0	0	0	22	1
2.00 - 2.24	0	5	0	0	0	0	1	0	0	0	0	0	0	0	0	0	0	0	0	0	0	0	6	0
Below 2.00	0	0	0	0	0	0	0	0	0	0	0	0	0	0	0	0	0	0	0	0	0	0	0	0
No GPA	9	2	0	0	0	0	0	0	0	0	0	0	0	0	0	0	0	0	0	0	0	0	11	0
Total	11	60	27	22	31	20	24	16	15	24	15	16	15	16	21	19	12	11	3	3	0	0	247	91

Admission Grd of LSAT & GPA for Caucasian Applicants  
1989 Final Grd

	No Lset		120-145		146-147		148-150		151-153		154-155		156-158		159-160		161-163		164-166		167-169		170-Above		Total		
	Apps	Adm	Apps	Adm	Apps	Adm	Apps	Adm	Apps	Adm	Apps	Adm	Apps	Adm	Apps	Adm	Apps	Adm	Apps	Adm	Apps	Adm	Apps	Adm	Apps	Adm	Apps
3.75 & Above	5	3	2	1	2	1	2	1	12	3	12	3	43	1	35	6	102	49	120	108	94	94	99	97	533	361	
3.50 - 3.74	7	3	5	0	8	0	8	0	34	3	34	2	63	2	43	2	115	17	171	107	89	87	59	58	623	281	
3.25 - 3.49	3	7	7	0	12	0	12	0	16	0	16	0	47	2	40	2	75	9	101	31	69	61	61	59	453	164	
3.00 - 3.24	1	8	9	0	7	0	7	0	17	0	17	0	21	1	23	1	38	0	35	5	30	9	15	10	213	25	
2.75 - 2.99	1	5	2	0	3	0	3	0	11	0	11	0	14	0	7	0	9	0	5	1	9	2	9	3	77	6	
2.50 - 2.74	0	3	0	0	0	0	0	0	3	0	3	0	6	0	3	0	5	0	6	0	2	0	3	1	34	1	
2.25 - 2.49	0	2	0	0	1	0	1	0	4	0	4	0	4	0	0	0	2	0	1	0	0	0	0	0	14	0	
2.00 - 2.24	0	0	0	0	0	0	0	0	0	0	0	0	0	0	1	0	0	0	0	0	0	0	0	0	3	0	
Below 2.00	0	0	0	0	0	0	0	0	0	0	0	0	0	0	0	0	0	0	0	0	0	0	0	0	0	0	0
No GPA	6	0	0	0	0	0	0	0	0	0	0	0	0	2	0	0	0	2	0	0	0	0	0	0	10	0	
Total	23	31	25	0	34	1	34	1	93	1	76	6	198	5	154	11	346	75	441	252	293	253	246	228	1980	838	

Admission Grid of LSAT & GPA for Mexican Americans  
1999 Final Grid

	120-145		146-147		148-150		151-153		154-155		156-158		159-160		161-163		164-166		167-169		170-Above		Total	
	Apps	Adm	Apps	Adm	Apps	Adm	Apps	Adm	Apps	Adm	Apps	Adm	Apps	Adm	Apps	Adm	Apps	Adm	Apps	Adm	Apps	Adm	Apps	Adm
3.75 & Above	0	0	0	0	0	0	1	0	0	0	1	1	0	0	2	2	1	1	2	2	0	0	7	6
3.50 - 3.74	1	2	1	3	1	3	0	0	0	2	2	2	1	1	3	3	2	2	0	0	0	0	15	9
3.25 - 3.49	0	2	1	1	1	3	1	1	2	1	1	0	0	0	2	1	5	5	0	0	0	0	16	10
3.00 - 3.24	0	3	1	1	1	0	4	0	0	0	1	1	2	2	2	0	0	0	0	0	0	0	14	1
2.75 - 2.99	0	0	1	1	0	0	2	0	0	0	0	0	0	0	1	1	0	0	0	0	0	0	5	1
2.50 - 2.74	0	1	0	1	1	0	0	0	0	1	0	0	0	0	0	0	0	0	0	0	0	0	3	0
2.25 - 2.49	0	2	0	0	0	0	0	0	0	0	0	0	0	0	0	0	0	0	0	0	0	0	2	0
2.00 - 2.24	0	0	0	0	1	0	0	0	0	0	0	0	1	0	0	0	0	0	0	0	0	0	2	0
Below 2.00	0	1	0	0	0	0	0	0	0	0	0	0	0	0	0	0	0	0	0	0	0	0	1	0
No GPA	0	0	0	0	0	0	0	0	0	0	0	0	0	0	0	0	0	0	0	0	0	0	0	0
Total	1	11	4	8	8	3	8	8	3	6	4	6	4	2	10	7	8	8	2	2	0	0	65	27

Admission Grid of LSAT & GPA for Other Hispanic Americans  
1989 Final Grid

	120-145		146-147		149-150		151-153		154-155		156-158		159-160		161-163		164-166		167-169		170-Above		Total	
	Apps	Adm	Apps	Adm	Apps	Adm	Apps	Adm	Apps	Adm	Apps	Adm	Apps	Adm	Apps	Adm	Apps	Adm	Apps	Adm	Apps	Adm	Apps	Adm
3.75 & Above	0	0	1	0	2	1	1	3	0	0	0	0	0	0	1	2	2	2	2	2	0	0	12	5
3.50 - 3.74	0	3	0	0	1	2	2	1	4	2	4	2	1	4	3	3	0	2	0	0	1	1	21	8
3.25 - 3.49	0	0	3	0	2	0	4	1	0	2	0	1	0	2	1	2	1	1	1	1	1	1	19	6
3.00 - 3.24	0	3	0	0	1	0	2	0	4	4	4	0	4	2	2	2	2	2	1	0	0	0	20	2
2.75 - 2.99	0	1	1	0	0	0	1	0	1	1	1	0	1	0	0	0	0	0	1	1	0	0	6	0
2.50 - 2.74	0	3	1	0	0	0	0	0	0	0	0	0	0	1	0	0	0	0	0	0	0	0	5	0
2.25 - 2.49	0	1	0	0	1	1	0	0	0	0	0	0	0	0	0	0	0	0	0	0	0	0	3	0
2.00 - 2.24	0	0	0	0	0	0	0	0	0	0	0	0	0	0	0	0	0	0	0	0	0	0	0	0
Below 2.00	0	0	0	0	0	0	0	0	0	0	0	0	0	0	0	0	0	0	0	0	0	0	0	0
No GPA	0	0	0	0	0	0	0	0	0	0	0	0	0	0	0	1	0	0	0	0	0	0	1	0
Total	0	11	6	7	7	7	11	11	11	8	11	11	8	10	9	5	2	5	9	5	2	2	67	21

Admission Grd of LSAT & GPA for Asian/Pacific Island Americans  
1999 Final Grd

	No Least		120-145		146-147		148-150		151-153		154-155		156-158		159-160		161-163		164-166		167-169		170-Above		Total		
	Apps	Adm	Apps	Adm	Apps	Adm	Apps	Adm	Apps	Adm	Apps	Adm	Apps	Adm	Apps	Adm	Apps	Adm	Apps	Adm	Apps	Adm	Apps	Adm	Apps	Adm	Apps
3.75 & Above	0	0	0	0	1	1	1	1	3	0	6	0	9	1	9	5	9	7	5	5	5	5	6	6	47	23	
3.50 - 3.74	0	0	0	0	1	0	1	7	7	0	10	0	19	1	23	6	23	16	7	6	7	11	11	105	40		
3.25 - 3.49	0	0	0	0	1	0	2	6	6	0	12	1	19	0	26	2	24	2	15	9	15	10	10	118	24		
3.00 - 3.24	0	1	1	0	0	0	5	9	9	0	9	0	6	0	5	4	4	0	5	0	5	5	5	51	2		
2.75 - 2.99	1	3	3	0	1	0	0	2	2	0	5	0	1	0	1	5	5	0	3	1	3	0	0	22	1		
2.50 - 2.74	0	1	0	0	0	0	0	0	0	0	4	0	1	0	2	0	0	0	0	0	0	0	1	1	10	1	
2.25 - 2.49	0	0	0	0	0	0	0	0	0	0	0	0	0	0	1	0	0	0	0	0	0	0	0	0	1	0	
2.00 - 2.24	0	0	0	0	0	0	0	0	1	0	0	0	0	0	0	0	0	0	0	0	0	0	0	0	1	0	
Below 2.00	0	0	0	0	0	0	0	0	0	0	0	0	0	0	0	0	0	0	0	0	0	0	0	0	0	0	
No GPA	4	0	0	0	0	0	0	0	0	1	0	0	0	0	1	1	1	0	0	0	0	0	0	0	7	0	
Total	5	5	5	4	9	10	28	46	55	66	66	86	86	86	86	86	86	86	86	86	86	86	86	86	362	91	

Admission Grid of LSAT & GPA for Selected Minorities  
1999 Final Grid

	120-145		146-147		148-160		151-163		154-155		156-158		159-160		161-163		164-166		167-169		170-Above		Total	
	Apps Adm	Apps Adm	Apps Adm	Apps Adm	Apps Adm	Apps Adm	Apps Adm	Apps Adm	Apps Adm	Apps Adm	Apps Adm	Apps Adm	Apps Adm	Apps Adm	Apps Adm	Apps Adm	Apps Adm	Apps Adm	Apps Adm	Apps Adm	Apps Adm	Apps Adm	Apps Adm	Apps Adm
3.75 & Above	0	4	0	2	2	3	2	2	6	4	4	4	4	4	5	3	3	2	2	2	0	0	31	22
3.50 - 3.74	1	4	0	5	2	9	5	5	7	7	6	7	7	8	5	5	2	2	2	2	0	0	58	40
3.25 - 3.49	2	9	0	4	1	11	6	4	9	3	7	2	2	9	10	10	2	2	2	2	1	1	70	38
3.00 - 3.24	0	15	0	10	1	10	5	2	7	9	4	7	8	8	3	3	1	1	1	1	0	0	77	29
2.75 - 2.99	0	12	0	6	1	6	1	0	4	1	0	0	0	3	2	0	0	0	0	0	0	0	40	3
2.50 - 2.74	0	12	0	4	0	2	5	0	5	2	2	2	2	1	2	1	2	0	0	0	0	0	35	6
2.25 - 2.49	0	17	0	1	0	2	0	0	0	1	0	0	0	1	1	1	0	0	0	0	0	0	28	1
2.00 - 2.24	0	6	0	1	0	0	1	0	0	1	0	0	0	0	0	0	0	0	0	0	0	0	9	0
Below 2.00	0	1	0	0	0	0	0	0	0	0	0	0	0	0	0	0	0	0	0	0	0	0	1	0
No GPA	9	2	0	0	0	0	0	0	0	0	0	0	0	0	0	0	0	0	0	0	0	0	11	0
Total	12	82	0	33	5	43	24	38	28	28	23	23	26	35	26	7	23	7	7	1	1	360	139	

Admission Grid of LSAT & GPA for All Applicants  
2000 Final Grid

	No Lsat		120-145		146-147		148-150		151-153		154-155		156-158		159-160		161-163		164-166		167-169		170-Above		Total				
	Apps	Adm	Apps	Adm	Apps	Adm	Apps	Adm	Apps	Adm	Apps	Adm	Apps	Adm	Apps	Adm	Apps	Adm	Apps	Adm	Apps	Adm	Apps	Adm	Apps	Adm	Apps	Adm	
3.75 & Above	4	13	9	14	31	30	53	58	155	191	114	133	805	1	0	0	0	4	51	136	114	131	452						
3.50 - 3.74	5	22	11	33	53	56	106	68	208	239	163	105	1069	1	0	0	0	5	33	136	158	103	457						
3.25 - 3.49	12	20	16	29	47	35	96	66	126	134	89	53	723	1	0	0	0	6	14	50	75	52	227						
3.00 - 3.24	1	23	13	30	22	25	44	28	65	65	36	32	384	0	0	1	10	2	14	14	14	26	78						
2.75 - 2.99	1	27	8	15	18	13	23	12	25	13	8	15	178	0	0	0	1	2	3	3	4	11	22						
2.50 - 2.74	0	26	7	6	8	8	12	6	9	5	1	9	97	0	0	0	2	0	0	0	0	5	7						
2.25 - 2.49	1	23	1	3	5	2	3	3	4	3	1	0	49	0	0	0	0	0	0	0	1	0	1						
2.00 - 2.24	1	6	0	5	0	0	0	2	2	0	0	0	16	0	0	0	0	0	0	0	0	0	0						
Below 2.00	0	0	1	0	0	0	0	0	1	0	1	1	4	0	0	0	0	0	0	0	0	0	0						
No GPA	30	10	0	4	7	5	9	6	12	17	4	3	107	0	0	0	0	0	1	1	0	0	5						
Total	55	170	66	139	191	174	346	249	607	667	417	351	3432	3	0	1	42	26	102	340	366	331	1249						



Admission Grid of LSAT & GPA for Native Americans  
2000 Final Grid

No Lsat	120-145		146-147		148-150		151-153		154-155		156-158		159-160		161-163		164-166		167-169		170-Above		Total		
	Apps Adm	Apps Adm	Apps Adm	Apps Adm	Apps Adm	Apps Adm	Apps Adm	Apps Adm	Apps Adm	Apps Adm	Apps Adm	Apps Adm	Apps Adm	Apps Adm	Apps Adm	Apps Adm	Apps Adm	Apps Adm	Apps Adm	Apps Adm	Apps Adm	Apps Adm	Apps Adm	Apps Adm	
3.75 & Above	0	0	0	0	0	0	1	1	0	0	0	0	0	0	0	0	0	0	0	0	0	1	1	5	4
3.50 - 3.74	0	0	0	0	0	0	0	0	0	0	1	0	0	0	2	2	2	2	0	0	0	0	0	5	4
3.25 - 3.49	0	0	0	0	1	0	1	1	0	0	1	1	2	0	1	1	1	1	0	0	0	0	0	8	2
3.00 - 3.24	1	0	0	0	2	0	1	0	0	0	0	0	0	0	2	1	1	1	0	0	0	0	0	7	2
2.75 - 2.99	0	0	0	0	0	0	0	0	0	0	2	1	0	0	0	0	1	1	0	0	0	0	0	3	2
2.50 - 2.74	0	1	0	0	0	0	2	0	0	0	0	0	0	0	0	0	0	0	0	0	0	0	0	3	0
2.25 - 2.49	0	1	0	0	0	0	0	0	0	0	0	0	0	0	0	0	1	0	0	0	0	0	2	0	
2.00 - 2.24	0	1	0	0	0	0	0	0	0	0	0	0	0	0	0	0	0	0	0	0	0	0	1	0	
Below 2.00	0	0	0	0	0	0	0	0	0	0	0	0	0	0	0	0	0	0	0	0	0	0	0	0	0
No GPA	1	0	0	0	0	0	0	0	0	0	0	0	0	0	0	0	0	0	0	0	0	0	0	1	0
Total	2	3	0	0	3	0	4	2	2	1	4	2	2	0	8	6	5	0	0	0	0	1	1	35	14

Admission Grid of LSAT & GPA for African Americans  
2000 Final Grid

	No Lsat		120-145		146-147		148-150		151-153		154-155		156-158		159-160		161-163		164-166		167-169		170-Above		Total			
	Apps	Adm	Apps	Adm	Apps	Adm	Apps	Adm	Apps	Adm	Apps	Adm	Apps	Adm	Apps	Adm	Apps	Adm	Apps	Adm	Apps	Adm	Apps	Adm	Apps	Adm	Apps	Adm
3.75 & Above	0	0	4	0	1	0	1	0	2	1	0	0	1	1	3	3	1	1	1	1	0	0	0	0	0	0	14	7
3.50 - 3.74	0	0	9	0	4	1	4	3	7	4	3	2	9	8	1	1	4	4	0	0	3	3	0	0	0	44	24	
3.25 - 3.49	4	0	3	0	6	0	4	1	8	6	4	4	9	8	5	5	2	2	5	5	1	1	2	2	5	34	34	
3.00 - 3.24	0	0	8	0	7	1	8	1	6	2	6	4	10	10	3	3	1	1	0	0	0	0	0	0	0	49	22	
2.75 - 2.99	0	0	12	0	3	0	3	0	6	0	2	0	0	0	0	0	1	1	1	1	0	0	0	0	0	28	2	
2.50 - 2.74	0	0	15	0	3	0	3	0	3	0	2	0	7	2	3	3	2	2	0	0	0	0	0	0	0	38	2	
2.25 - 2.49	0	0	13	0	1	0	0	0	2	0	0	0	0	0	0	0	0	0	1	0	0	0	0	0	0	17	0	
2.00 - 2.24	0	0	1	0	0	0	4	0	0	0	0	0	0	0	0	0	0	0	0	0	0	0	0	0	0	5	0	
Below 2.00	0	0	0	0	1	0	0	0	0	0	0	0	0	0	0	0	1	0	0	0	0	0	0	0	0	2	0	
No GPA	8	0	1	0	0	0	0	0	0	0	0	0	0	0	0	0	0	0	0	0	0	0	0	0	0	9	0	
Total	12	0	66	0	26	1	27	3	34	14	17	10	36	29	15	12	9	8	7	4	4	2	2	2	2	259	91	

Admission Grid of LSAT & GPA for Caucasian Applicants  
2000 Final Grid

	No Lsat		120-145		146-147		148-150		151-153		154-155		156-158		159-160		161-163		164-166		167-169		170-Above		Total			
	Apps	Adm	Apps	Adm	Apps	Adm	Apps	Adm	Apps	Adm	Apps	Adm	Apps	Adm	Apps	Adm	Apps	Adm	Apps	Adm	Apps	Adm	Apps	Adm	Apps	Adm	Apps	Adm
3.75 & Above	3	1	3	0	4	0	8	0	8	2	23	1	37	2	40	3	107	138	85	92	138	85	92	138	85	92	561	311
3.50 - 3.74	1	1	8	0	3	0	10	0	22	0	28	0	59	0	42	3	135	164	102	76	164	99	74	102	76	650	284	
3.25 - 3.49	7	1	6	0	4	0	8	0	15	0	20	0	49	2	34	1	77	77	54	34	77	54	34	54	34	385	114	
3.00 - 3.24	0	0	6	0	1	0	11	0	5	0	10	0	21	0	14	0	43	31	23	24	31	10	24	23	189	34		
2.75 - 2.99	0	0	3	0	1	0	5	0	4	0	5	0	11	0	6	0	13	6	5	11	6	2	5	11	70	11		
2.50 - 2.74	0	0	5	0	0	0	1	0	2	0	3	0	2	0	1	0	3	4	0	4	0	0	6	0	27	3		
2.25 - 2.49	0	0	3	0	0	0	2	0	1	0	0	0	3	0	2	0	2	1	0	1	0	0	0	0	14	0		
2.00 - 2.24	1	0	0	0	0	0	0	0	0	0	0	0	0	0	1	0	1	0	0	0	0	0	0	0	3	0		
Below 2.00	0	0	0	0	0	0	0	0	0	0	0	0	0	0	0	0	0	0	0	0	0	1	0	0	1	0		
No GPA	8	0	0	0	0	0	1	0	0	0	0	0	0	0	0	0	1	1	0	1	0	0	0	0	11	0		
Total	20	3	34	0	13	0	46	0	70	2	89	1	182	4	140	7	382	422	270	243	422	242	243	242	1911	757		

Admission Grid of LSAT & GPA for Mexican Americans  
2000 Final Grid

No Lsat GPA	120-145		146-147		148-150		151-153		154-155		155-158		159-160		161-163		164-166		167-169		170-Above		Total	
	Apps Adm	Apps Adm	Apps Adm	Apps Adm	Apps Adm	Apps Adm	Apps Adm	Apps Adm	Apps Adm	Apps Adm	Apps Adm	Apps Adm	Apps Adm	Apps Adm	Apps Adm	Apps Adm	Apps Adm	Apps Adm	Apps Adm	Apps Adm	Apps Adm	Apps Adm	Apps Adm	Apps Adm
3.75 & Above	0	0	1	0	0	0	0	0	1	0	2	1	0	0	3	3	1	1	2	2	0	0	10	7
3.50 - 3.74	0	0	1	1	0	0	2	2	0	0	2	2	2	2	2	2	5	5	1	1	0	0	18	10
3.25 - 3.49	0	2	1	4	1	6	4	0	0	0	4	1	4	0	3	1	1	1	2	2	1	1	28	7
3.00 - 3.24	0	0	0	3	0	1	0	2	2	1	0	0	0	0	1	0	3	2	0	0	0	0	10	3
2.75 - 2.99	0	0	2	1	0	2	1	0	0	0	1	0	3	1	2	1	0	0	0	0	0	0	11	2
2.50 - 2.74	0	0	2	0	0	1	0	1	1	0	0	0	0	0	0	0	0	0	0	0	0	0	5	0
2.25 - 2.49	0	2	0	0	0	1	0	0	0	0	0	0	0	0	0	0	0	0	0	0	0	0	3	0
2.00 - 2.24	0	1	0	0	0	0	0	0	0	0	0	0	0	0	0	0	0	0	0	0	0	0	1	0
Below 2.00	0	0	0	0	0	0	0	0	0	0	0	0	0	0	0	0	0	0	0	0	0	0	0	0
No GPA	1	0	0	0	0	0	0	0	0	0	0	0	0	0	0	0	0	0	0	0	0	0	1	0
Total	1	5	7	9	9	15	4	10	4	1	10	4	9	1	11	7	10	9	5	5	1	1	87	29

Admission Grid of LSAT & GPA for Other Hispanic Americans  
2000 Final Grid

	No Lsat		120-145		146-147		148-150		151-153		154-155		156-158		159-160		161-163		164-166		167-169		170-Above		Total	
	Apps Adm	Apps Adm	Apps Adm	Apps Adm	Apps Adm	Apps Adm	Apps Adm	Apps Adm	Apps Adm	Apps Adm	Apps Adm	Apps Adm	Apps Adm	Apps Adm	Apps Adm	Apps Adm	Apps Adm	Apps Adm	Apps Adm	Apps Adm	Apps Adm	Apps Adm	Apps Adm	Apps Adm	Apps Adm	Apps Adm
3.75 & Above	0	0	0	0	1	0	0	0	2	1	0	0	0	0	2	2	2	2	0	0	2	2	1	1	10	7
3.50 -	0	1	0	0	2	0	0	0	1	1	4	1	1	1	1	6	1	3	2	4	3	0	0	23	7	
3.74	0	0	0	0	0	0	0	0	0	0	0	0	0	0	0	0	0	0	0	0	0	0	0	0	0	0
3.25 -	0	1	0	0	1	0	0	0	1	1	1	3	2	2	2	4	2	2	2	1	1	1	1	1	17	7
3.49	0	0	0	0	0	0	0	0	0	0	1	1	0	0	1	2	1	2	2	1	1	1	1	1	7	7
3.00 -	0	1	0	0	1	0	0	0	1	1	2	2	1	1	2	2	0	0	0	0	2	2	2	2	14	3
3.24	0	0	0	0	0	0	0	0	0	0	0	0	0	0	0	0	0	0	0	0	1	1	2	2	14	3
2.75 -	0	1	0	0	1	0	0	0	2	1	1	1	1	1	0	0	0	1	0	0	0	0	0	0	7	0
2.99	0	0	0	0	0	0	0	0	0	0	0	0	0	0	0	0	0	0	0	0	0	0	0	0	7	0
2.50 -	0	0	0	0	1	0	0	0	0	0	0	1	1	1	0	0	0	0	0	0	0	0	0	0	2	0
2.74	0	0	0	0	0	0	0	0	0	0	0	0	0	0	0	0	0	0	0	0	0	0	0	0	2	0
2.25 -	1	1	0	0	0	0	0	0	0	0	0	0	0	0	0	0	0	0	0	0	0	0	0	0	2	0
2.49	0	0	0	0	0	0	0	0	0	0	0	0	0	0	0	0	0	0	0	0	0	0	0	0	2	0
2.00 -	0	1	0	0	1	0	0	0	0	0	0	0	0	0	1	0	0	0	0	0	0	0	0	0	3	0
2.24	0	0	0	0	0	0	0	0	0	0	0	0	0	0	0	0	0	0	0	0	0	0	0	0	3	0
Below 2.00	0	0	0	0	0	0	0	0	0	0	0	0	0	0	0	0	0	0	0	0	0	0	0	0	0	0
No GPA	2	0	0	0	0	0	0	0	1	0	0	0	0	0	0	0	0	0	0	0	0	0	0	0	3	0
Total	3	6	3	0	5	0	0	0	8	8	8	8	8	8	7	14	6	9	6	9	7	4	4	81	24	

Admission Grid of LSAT & GPA for Asian/Pacific Island Americans  
2000 Final Grid

	120-145		146-147		148-150		151-153		154-155		156-158		159-160		161-163		164-166		167-169		170-Above		Total	
	Apps	Adm	Apps	Adm	Apps	Adm	Apps	Adm	Apps	Adm	Apps	Adm	Apps	Adm	Apps	Adm	Apps	Adm	Apps	Adm	Apps	Adm	Apps	Adm
3.75 & Above	0	2	0	2	2	0	2	2	2	0	2	0	3	0	14	4	14	10	10	10	11	11	62	35
3.50 - 3.74	2	1	1	2	7	0	11	11	1	0	11	0	9	0	33	5	25	24	24	24	13	13	139	58
3.25 - 3.49	0	3	0	4	11	0	5	19	0	0	0	12	1	26	2	27	10	15	11	7	7	131	31	
3.00 - 3.24	0	4	2	0	6	0	0	5	0	0	0	3	0	7	7	15	4	1	0	3	3	46	6	
2.75 - 2.99	1	3	2	2	2	0	1	7	0	0	0	1	1	5	0	1	0	2	2	2	1	1	28	3
2.50 - 2.74	0	1	1	1	0	0	1	0	0	0	0	0	0	3	0	1	0	0	0	1	1	10	1	
2.25 - 2.49	0	3	0	0	1	0	1	0	0	0	0	0	0	0	0	0	0	0	0	0	0	0	5	0
2.00 - 2.24	0	0	0	0	0	0	0	0	0	0	0	0	0	0	0	0	0	0	0	0	0	0	0	0
Below 2.00	0	0	0	0	0	0	0	0	0	0	0	0	0	0	0	0	0	0	0	0	1	1	1	0
No GPA	3	2	0	1	1	0	0	0	0	0	0	0	0	0	0	1	0	0	0	0	0	0	8	0
Total	6	19	8	12	30	0	21	44	28	1	44	28	88	84	53	47	37	35	430	134				

Admission Grid of LSAT & GPA for Selected Minorities  
2000 Final Grid

	120-145		146-147		148-150		151-153		154-155		156-158		159-160		161-163		164-166		167-169		170-Above		Total	
	Apps Adm	Apps Adm	Apps Adm	Apps Adm	Apps Adm	Apps Adm	Apps Adm	Apps Adm	Apps Adm	Apps Adm	Apps Adm	Apps Adm	Apps Adm	Apps Adm	Apps Adm	Apps Adm	Apps Adm	Apps Adm	Apps Adm	Apps Adm	Apps Adm	Apps Adm	Apps Adm	Apps Adm
3.75 & Above	0	4	2	1	1	0	2	2	2	3	3	3	3	3	8	2	2	2	2	2	1	1	30	19
3.50 - 3.74	0	10	5	5	12	3	12	4	2	4	2	10	4	8	8	7	7	5	5	0	0	71	40	
3.25 - 3.49	4	5	7	10	15	5	14	11	11	14	10	10	5	6	3	7	7	4	4	3	3	91	44	
3.00 - 3.24	1	9	7	13	8	9	10	4	4	10	10	3	4	4	2	4	4	1	1	0	0	70	28	
2.75 - 2.99	0	12	5	4	8	2	3	3	3	3	1	3	1	3	2	2	2	0	0	0	0	42	6	
2.50 - 2.74	0	17	5	3	6	3	8	3	3	8	2	8	3	2	2	0	0	0	0	0	0	47	2	
2.25 - 2.49	0	16	1	0	3	0	0	0	0	0	0	0	0	0	0	2	2	0	0	0	0	22	0	
2.00 - 2.24	0	4	0	4	0	0	0	0	0	0	0	0	0	0	0	0	0	0	0	0	0	8	0	
Below 2.00	0	0	1	0	0	0	0	0	0	0	0	0	0	1	0	0	0	0	0	0	0	2	0	
No GPA	10	1	0	0	0	0	0	0	0	0	0	0	0	0	0	0	0	0	0	0	0	11	0	
<b>Total</b>	<b>15</b>	<b>78</b>	<b>33</b>	<b>40</b>	<b>54</b>	<b>24</b>	<b>50</b>	<b>28</b>	<b>32</b>	<b>24</b>	<b>35</b>	<b>50</b>	<b>28</b>	<b>32</b>	<b>24</b>	<b>21</b>	<b>12</b>	<b>12</b>	<b>4</b>	<b>4</b>	<b>394</b>	<b>139</b>		

University of Michigan Law School Graduating Classes by Race, 1950-1999

Graduation Year	Total	Caucasian	African-American	Latino	Asian-American	Nat. American	Other
1950	305	301	4				
1951	273	270	3				
1952	288	283	5				
1953	244	243	1				
1954	213	210	3				
1955	194	192	2				
1956	213	208	5				
1957	253	251	2				
1958	243	242	1				
1959	260	260					
1960	239	238	1				
1961	255	255					
1962	240	239	1				
1963	334	333	1				
1964	293	293					
1965	297	296	1				
1966	353	353					
1967	350	350					
1968	330	330					
1969	350	345	5				
1970	245	236	9				
1971	350	339	11				
1972	418	398	20				
1973	446	404	41	1			
1974	342	322	19	1			
1975	357	320	31	4	2		
1976	368	333	29	5		1	
1977	376	328	38	7	1	2	
1978	356	306	36	12	1	1	
1979	378	337	28	11		2	
1980	347	315	21	7	2	2	
1981	361	328	17	13	1	2	
1982	378	353	25	7		3	
1983	371	334	21	12	2	2	
1984	370	332	22	10	2	4	
1985	359	317	17	16	9		
1986	380	329	22	13	9	7	
1987	379	323	31	14	7	4	
1988	374	330	20	18	5	1	
1989	376	312	34	18	12		
1990	373	321	28	16	6	2	
1991	423	351	38	18	15	1	
1992	405	342	30	17	11	5	
1993	340	279	33	13	12	3	
1994	396	305	40	28	15	8	
1995	396	307	34	28	20	7	
1996	411	355	22	19	11	4	
1997	367	288	32	7	32	7	1
1998	355	324	10	7	12	2	
1999	276	217	21	5	27	1	5



LAW SCHOOL APPLICANTS, ADMITS AND FIRST-YEAR CLASS ENROLLMENTS

http://www.ucop.edu/acadasy/dofamy/mfgraddat/law/pst.html

University of California's Law Schools

**FALL 2000**

	Applications <sup>1</sup>			Admissions <sup>1</sup>			First-year Class Enrollments					
	UCB	UCD	UCLA	TOTAL	UCB	UCD	UCIA	TOTAL	UCB	UCD	UCIA	TOTAL
AmerInd/Alsk Native	0.6%	0.8%	0.9%	0.8%	0.5%	0.5%	0.4%	0.4%	0.4%	0.6%	1.3%	0.8%
Black	4.1%	3.7%	4.8%	4.3%	2.4%	2.1%	1.9%	2.1%	2.6%	1.7%	1.0%	2.2%
MexAmer/OtherHisp	7.1%	7.2%	9.4%	8.0%	7.8%	6.4%	5.7%	6.9%	6.7%	8.7%	6.2%	6.7%
Asian/Pacific Isl	16.8%	22.9%	21.1%	19.7%	17.2%	17.1%	20.2%	17.8%	13.9%	14.9%	22.8%	17.4%
Caucasian/Other <sup>2</sup>	71.4%	63.4%	63.8%	67.3%	71.9%	73.8%	71.8%	72.8%	77.1%	72.7%	69.6%	73.3%
<b>Total</b>	<b>100.0%</b>	<b>100.0%</b>	<b>100.0%</b>	<b>100.0%</b>	<b>100.0%</b>	<b>100.0%</b>	<b>100.0%</b>	<b>100.0%</b>	<b>100.0%</b>	<b>100.0%</b>	<b>100.0%</b>	<b>100.0%</b>

**FALL 1999**

	Applications <sup>1</sup>			Admissions <sup>1</sup>			First-year Class Enrollments					
	UCB	UCD	UCLA	TOTAL	UCB	UCD	UCIA	TOTAL	UCB	UCD	UCIA	TOTAL
AmerInd/Alsk Native	0.8%	0.8%	0.8%	0.8%	0.5%	0.5%	0.4%	0.5%	0.7%	0.0%	0.3%	0.4%
Black	4.9%	2.1%	4.9%	4.5%	2.4%	2.1%	1.9%	2.6%	2.6%	1.7%	1.0%	2.2%
MexAmer/OtherHisp	8.0%	8.6%	9.2%	8.5%	7.8%	6.4%	5.9%	6.9%	5.9%	8.7%	6.2%	6.7%
Asian/Pacific Isl	16.3%	18.8%	18.1%	17.6%	17.2%	17.1%	20.2%	15.9%	13.9%	14.9%	22.8%	17.4%
Caucasian/Other <sup>2</sup>	70.0%	69.1%	66.8%	68.5%	76.2%	73.8%	71.8%	74.0%	77.1%	72.7%	69.6%	73.3%
<b>Total</b>	<b>100.0%</b>	<b>100.0%</b>	<b>100.0%</b>	<b>100.0%</b>	<b>100.0%</b>	<b>100.0%</b>	<b>100.0%</b>	<b>100.0%</b>	<b>100.0%</b>	<b>100.0%</b>	<b>100.0%</b>	<b>100.0%</b>

**FALL 1998**

	Applications <sup>1</sup>			Admissions <sup>1</sup>			First-year Class Enrollments					
	UCB	UCD	UCLA	TOTAL	UCB	UCD	UCIA	TOTAL	UCB	UCD	UCIA	TOTAL
AmerInd/Alsk Native	0.9%	0.9%	1.0%	0.9%	0.5%	0.5%	0.4%	0.7%	0.7%	0.1%	1.1%	1.0%
Black	4.3%	3.9%	4.9%	4.5%	2.4%	2.1%	1.9%	2.7%	3.0%	1.6%	2.9%	2.6%
MexAmer/OtherHisp	6.9%	7.6%	8.6%	7.7%	6.4%	5.0%	5.0%	6.3%	4.6%	6.6%	5.8%	7.0%
Asian/Pacific Isl	17.7%	23.1%	22.7%	20.7%	16.7%	19.7%	19.7%	19.7%	17.8%	16.4%	17.7%	17.4%
Caucasian/Other <sup>2</sup>	70.1%	64.0%	62.8%	66.2%	72.1%	67.8%	71.7%	70.6%	69.9%	74.3%	72.6%	72.0%
<b>Total</b>	<b>100.0%</b>	<b>100.0%</b>	<b>100.0%</b>	<b>100.0%</b>	<b>100.0%</b>	<b>100.0%</b>	<b>100.0%</b>	<b>100.0%</b>	<b>100.0%</b>	<b>100.0%</b>	<b>100.0%</b>	<b>100.0%</b>

**FALL 1997**

	Applications <sup>1</sup>			Admissions <sup>1</sup>			First-year Class Enrollments					
	UCB	UCD	UCLA	TOTAL	UCB	UCD	UCIA	TOTAL	UCB	UCD	UCIA	TOTAL
AmerInd/Alsk Native	0.7%	0.7%	1.0%	0.8%	0.9%	0.5%	0.4%	0.5%	0.0%	1.7%	0.3%	0.5%
Black	6.1%	4.6%	7.4%	6.3%	2.5%	2.1%	2.5%	2.2%	0.1%	2.0%	2.6%	1.9%
MexAmer/OtherHisp	7.6%	8.2%	10.1%	8.5%	6.2%	7.1%	6.2%	6.4%	5.2%	1.3%	10.2%	7.2%
Asian/Pacific Isl	14.5%	19.3%	20.9%	18.0%	15.9%	19.3%	19.3%	17.9%	17.5%	14.0%	21.5%	18.0%
Caucasian/Other <sup>2</sup>	71.1%	67.2%	60.4%	66.2%	74.5%	70.2%	73.1%	73.1%	16.0%	77.9%	65.4%	71.7%
<b>Total</b>	<b>100.0%</b>	<b>100.0%</b>	<b>100.0%</b>	<b>100.0%</b>	<b>100.0%</b>	<b>100.0%</b>	<b>100.0%</b>	<b>100.0%</b>	<b>100.0%</b>	<b>100.0%</b>	<b>100.0%</b>	<b>100.0%</b>

**FALL 1996**

	Applications <sup>1</sup>			Admissions <sup>1</sup>			First-year Class Enrollments					
	UCB	UCD	UCLA	TOTAL	UCB	UCD	UCIA	TOTAL	UCB	UCD	UCIA	TOTAL
AmerInd/Alsk Native	1.0%	1.2%	1.4%	1.2%	1.0%	1.0%	0.7%	1.0%	1.5%	0.7%	1.6%	1.4%
Black	8.6%	5.1%	9.0%	8.0%	9.0%	10.3%	3.2%	7.7%	7.6%	2.0%	6.2%	6.0%
MexAmer/OtherHisp	9.5%	10.7%	11.8%	10.6%	8.5%	10.7%	8.5%	9.7%	10.6%	10.5%	14.7%	12.3%
Asian/Pacific Isl	17.4%	23.1%	23.1%	20.8%	15.1%	18.4%	19.4%	17.7%	17.5%	14.5%	15.6%	16.1%
Caucasian/Other <sup>2</sup>	63.5%	59.9%	54.7%	59.4%	64.8%	59.6%	68.3%	63.9%	62.7%	71.7%	61.9%	64.3%
<b>Total</b>	<b>100.0%</b>	<b>100.0%</b>	<b>100.0%</b>	<b>100.0%</b>	<b>100.0%</b>	<b>100.0%</b>	<b>100.0%</b>	<b>100.0%</b>	<b>100.0%</b>	<b>100.0%</b>	<b>100.0%</b>	<b>100.0%</b>

**FALL 1995**

	Applications <sup>1</sup>			Admissions <sup>1</sup>			First-year Class Enrollments					
	UCB	UCD	UCLA	TOTAL	UCB	UCD	UCIA	TOTAL	UCB	UCD	UCIA	TOTAL
AmerInd/Alsk Native	1.3%	1.6%	1.5%	1.5%	1.1%	1.0%	1.3%	1.1%	1.9%	2.2%	1.1%	1.6%

LAW SCHOOL APPLICANTS, ADMITS AND FIRST-YEAR CLASS ENROLLMENTS

Black	8.7%	5.6%	8.3%	7.8%	9.1%	3.8%	8.0%	7.2%	7.9%	2.2%	7.4%	6.5%
MexAmer/OtherHisp	10.1%	10.6%	12.0%	10.9%	9.3%	10.7%	8.4%	9.3%	13.5%	15.4%	10.7%	12.8%
Asian/Pacific Isl	18.1%	22.8%	23.3%	21.1%	13.3%	17.6%	17.5%	16.1%	13.5%	19.1%	22.8%	18.4%
Caucasian/Other 2	61.8%	59.4%	54.9%	58.7%	67.2%	66.7%	65.1%	66.3%	63.2%	61.0%	58.1%	60.7%
Total	100.0%	100.0%	100.0%	100.0%	100.0%	100.0%	100.0%	100.0%	100.0%	100.0%	100.0%	100.0%
<b>FALL 1994</b>												
AmerInd/Alaska Native	1.3%	0.9%	1.5%	1.3%	1.7%	0.9%	1.3%	1.3%	1.5%	2.0%	1.5%	1.6%
Black	8.9%	5.5%	9.0%	8.1%	10.3%	5.4%	11.2%	9.4%	11.5%	6.5%	13.7%	11.5%
MexAmer/OtherHisp	10.3%	11.5%	12.9%	11.6%	10.2%	11.2%	10.8%	10.7%	13.0%	11.8%	17.0%	14.5%
Asian/Pacific Isl	17.2%	20.6%	20.9%	19.4%	13.7%	20.3%	17.8%	17.1%	14.9%	15.7%	20.9%	17.7%
Caucasian/Other 2	62.3%	61.6%	55.7%	59.7%	64.0%	62.2%	58.9%	61.5%	59.1%	64.1%	46.9%	54.7%
Total	100.0%	100.0%	100.0%	100.0%	100.0%	100.0%	100.0%	100.0%	100.0%	100.0%	100.0%	100.0%
<b>FALL 1993</b>												
AmerInd/Alaska Native	1.0%	1.2%	1.4%	1.7%	1.4%	1.3%	0.9%	1.1%	1.1%	1.7%	0.6%	0.9%
Black	9.4%	5.0%	9.3%	8.3%	9.6%	6.1%	8.3%	8.1%	7.8%	3.1%	5.9%	6.0%
MexAmer/OtherHisp	10.0%	10.1%	10.9%	10.3%	11.1%	8.9%	8.6%	9.4%	15.6%	8.8%	14.7%	13.8%
Asian/Pacific Isl	17.0%	19.6%	20.1%	18.8%	16.4%	21.5%	16.9%	17.9%	16.0%	19.4%	18.5%	17.8%
Caucasian/Other 2	62.6%	64.1%	58.4%	61.4%	61.4%	62.2%	65.3%	63.4%	59.5%	67.5%	60.3%	61.5%
Total	100.0%	100.0%	100.0%	100.0%	100.0%	100.0%	100.0%	100.0%	100.0%	100.0%	100.0%	100.0%

1 Application and admission figures are duplicated, individuals may apply and be admitted to more than one UC Law School

2 the "Caucasian/Other" category includes whites, individuals of mixed race/ethnicity, unknowns, and those declining to state ethnicity/race

Source: Law School Submissions

Updated: 9/6/00

# Fall Enrollment of New Students by Group and Ethnicity

## Fall and Summer Entrants Combined

### Percent Distribution

You may download this Microsoft Excel file.

GROUP/Ethnic Category	1990	1991	1992	1993	1994	1995	1996	1997	1998 (1)	1999 (1)
<b>FIRST-TIME FRESHMEN(2)</b>										
White	56.8 %	56.3 %	55.6 %	53.5 %	54.0 %	54.2 %	61.7 %	68.5 %	65.2 %	63.2 %
American Indian	4	4	3	4	3	4	5	5	5	4
Black	5.0	4.7	4.8	5.6	5.3	4.9	4.1	2.7	3.0	4.1
Asian American	10.0	10.8	12.3	13.1	14.8	14.2	14.7	15.9	18.8	17.3
Hispanic	16.1	16.0	15.5	16.1	14.5	14.7	14.5	12.6	13.2	13.8
Foreign	1.7	1.8	1.5	1.3	1.2	1.5	1.5	1.5	1.2	1.2
Unknown									0 (3)	
<b>UNDERGRADUATE TRANSFERS</b>										
White	70.2	68.8	68.8	69.5	68.6	67.8	68.0	70.6	62.8	61.3
American Indian	2	4	6	5	5	6	7	6	5	3
Black	2.2	2.0	2.3	2.4	1.8	2.5	2.3	1.4	2.0	2.0
Asian American	4.8	4.3	5.4	6.6	7.3	7.1	7.3	7.1	6.4	7.7
Hispanic	13.9	14.1	15.5	13.8	14.5	15.3	14.3	13.5	12.7	13.1
Foreign	8.7	10.4	7.7	7.3	7.2	8.7	7.4	6.7	14.6	13.0
Unknown									1.0	1.8
<b>GRADUATE(2)</b>										
White	63.0	65.2	67.5	67.1	65.5	64.2	63.0	63.0	58.1	54.5
American Indian	4	3	3	3	4	4	3	3	6	4
Black	2.7	2.8	3.3	3.3	3.8	3.9	3.6	2.4	2.2	2.1
Asian American	3.1	2.8	3.3	3.8	4.4	4.1	5.0	4.4	5.1	6.1
Hispanic	5.5	6.3	5.5	6.9	7.0	8.2	8.5	7.1	5.8	6.4
Foreign	22.2	21.5	19.1	18.9	19.0	19.2	19.6	22.8	26.8	28.5
Unknown									1.4	2.1
<b>LAW(3)</b>										
White	76.8	75.3	74.8	75.5	74.8	71.0	74.3	81.0	68.7	68.3
American Indian	5	1.0	2	2	2	8	1.2	2	1.0	4
Black	6.6	6.6	8.1	5.5	6.5	7.0	5.8	9	1.8	1.7
Asian American	2.2	4.3	3.1	4.5	5.6	8.1	5.6	8.8	6.3	5.2
Hispanic	17.2	8.8	10.7	10.6	11.1	13.3	9.2	8.7	7.6	8.1
Foreign	1.6	2.9	3.1	3.8	1.8	1.8	4.0	2.6	7.2	8.9
Unknown									7.4	8.4
<b>TOTAL NEW STUDENTS</b>										
White	67.7	67.1	67.1	66.0	65.7	65.2	65.3	67.1	63.2	61.0
American Indian	4	4	3	4	4	5	6	5	8	4
Black	4.0	3.9	4.1	4.4	4.4	4.3	3.7	2.3	2.5	3.1
Asian American	7.0	7.3	8.2	10.3	10.3	10.2	10.8	11.3	11.6	12.6
Hispanic	12.9	12.8	12.8	13.0	12.4	13.2	12.8	11.3	11.2	11.7

Foreign Unknown	8.1	8.4	7.5	7.0	6.7	6.6	7.0	7.3	9.9	10.1

- (1) Beginning in Fall 1998, foreign student figures include foreign exchange students.
- (2) Fall and Summer Entrants Combined.
- (3) Less than 0.1%.

Notes: First-time freshmen include those entering students enrolled in the fall term who attended college for the first time in the prior summer term, as well as new fall entrants. Also included are entrants registered in the parallel enrollment program and individual approvals. Graduates (Graduate School, Graduate School of Business, and Ph.D.) and Law include those students enrolled in the fall term who entered graduate programs or Law School for the first time in the prior summer term, as well as new fall entrants.

Percentage data may not equal 100.0% due to rounding.

Source: *Twelfth Annual Enrollment Reports*

Page 2

Previous Page

Statistical Handbook 1999-2000 | >> Students << | Credit Hours | Faculty & Staff | Degrees Conferred | Finance/Facilities

4 February 2000  
 Institutional Studies Office at UT Austin  
 Comments to: [ois@www.utexas.edu](mailto:ois@www.utexas.edu)

The University of Texas at Austin  
Office of Institutional Studies

# Fall Enrollment of New Students by Group and Ethnicity

## Fall and Summer Entrants Combined

### Number Distribution

You may download this Microsoft Excel file.

GROUP/Ethnic Category	1990	1991	1992	1993	1994	1995	1996	1997	1998 (1)	1999 (1)
<b>FIRST-TIME FRESHMEN(2)</b>										
White	4,037	3,955	3,759	3,803	3,693	4,081	4,158	4,730	4,399	4,417
American Indian	24	22	15	24	20	28	34	36	37	28
Black	301	282	277	333	323	309	266	190	199	286
Asian American	605	642	705	787	896	904	942	1,130	1,133	1,221
Hispanic	976	955	886	983	880	935	832	892	891	978
Foreign	104	107	88	77	72	95	97	107	83	82
Unknown										
Subtotal	6,047	5,883	5,730	5,887	6,086	6,352	6,430	7,085	6,744	7,040
<b>UNDERGRADUATE TRANSFERS</b>										
White	1,405	1,342	1,276	1,320	1,506	1,468	1,617	1,688	1,374	1,250
American Indian	4	8	11	9	12	13	17	15	11	7
Black	45	39	42	45	42	54	55	33	43	40
Asian American	83	84	100	126	160	154	173	166	140	156
Hispanic	279	278	288	282	318	331	340	320	278	285
Foreign	175	202	144	136	157	144	176	159	326	282
Unknown										
Subtotal	3,001	1,951	1,861	1,800	2,185	2,184	2,378	2,383	2,186	2,038
<b>GRADUATE (2)</b>										
White	1,916	1,959	2,082	2,031	1,920	1,799	1,803	1,829	1,605	1,673
American Indian	13	9	10	10	11	12	10	10	16	12
Black	79	86	101	88	111	108	103	89	63	63
Asian American	91	84	102	109	129	114	142	129	148	167
Hispanic	180	186	200	209	204	231	243	205	189	197
Foreign	843	637	580	571	558	538	581	662	778	876
Unknown										
Subtotal	2,802	2,961	3,085	3,029	2,931	2,802	2,862	2,805	2,802	3,071
<b>LAW(2)</b>										
White	428	387	405	422	425	383	372	376	336	381
American Indian	3	5			1	4	6	1	5	2
Black	37	34	44	31	37	36	28	4	9	9
Asian American	12	22	17	25	32	31	38	40	31	27
Hispanic	68	51	58	58	63	68	46	31	37	42
Foreign	8	15	17	22	10	8	20	12	35	38
Unknown										
Subtotal	557	514	541	559	588	511	501	464	489	44
<b>TOTAL NEW STUDENTS</b>										
White	7,788	7,649	7,522	7,578	7,744	7,711	7,951	8,603	7,994	7,731

	77	74	76	73	77	71	70	71	72	73	74	75	76	77
American Indian	462	441	464	508	513	507	453	296	314	398				
Black	801	832	824	1,047	1,219	1,203	1,285	1,487	1,452	1,591				
Asian American	1,483	1,488	1,432	1,493	1,465	1,565	1,561	1,449	1,376	1,461				
Hispanic	931	881	839	808	785	788	854	840	1,223	1,276				
Foreign									103	144				
Unknown									103	144				
<b>Total</b>	<b>11,507</b>	<b>11,388</b>	<b>11,217</b>	<b>11,475</b>	<b>11,780</b>	<b>11,829</b>	<b>12,171</b>	<b>12,817</b>	<b>12,331</b>	<b>12,670</b>				

(1) Enrolling in Fall 1999, foreign student figures include foreign exchange students.

(2) Fall and Summer Enrolls Combined.

Notes: First-time freshmen include those entering students enrolled in the fall term who attended college for the first time in the prior summer term, as well as new fall entrants. Also included are entrants registered in the parallel enrollment program and individual approvals. Graduates (Graduate School, Graduate School of Business, and Pharm. D.) and Law include those students enrolled in the fall term who entered graduate programs or Law School for the first time in the prior summer term, as well as new fall entrants.

Source: *UT's 2000 Enrollment Report*

Page 1

Next Page

Statistical Handbook 1999-2000 | >>Students<< | Credit Hours | Faculty & Staff | Degrees Conferred | Finance/Facilities

4 February 2000  
 Institutional Studies Office at UT Austin  
 Comments to: [ois@www.utexas.edu](mailto:ois@www.utexas.edu)

University of California's Law Schools

	Applications <sup>1</sup>			Admissions <sup>1</sup>			First-year Class Enrollments						
	UCB	UCD	UCLA	UCB	UCD	UCLA	UCB	UCD	UCLA	UCB	UCD	UCLA	TOTAL
<b>FALL 2000</b>													
AmerInd/Alsk Native	34	20	40	4	3	4	11	1	4	6			
Black	216	92	223	28	16	13	57	7	2	5	14		
MexAmer/OthHisp	373	181	439	63	49	72	184	18	12	28	58		
Asian/Pacif Isl	879	574	985	143	173	159	475	51	34	53	138		
Caucasian/Oth <sup>2</sup>	3,742	1,636	2,971	629	615	700	1,944	193	119	215	527		
Total	5,244	2,503	4,658	867	856	948	2,671	270	168	305	743		
<b>FALL 1999</b>													
AmerInd/Alsk Native	37	18	38	3	6	5	14	2	0	1	3		
Black	231	62	234	29	19	18	67	7	6	3	16		
MexAmer/OthHisp	378	197	437	57	62	58	177	16	14	18	48		
Asian/Pacif Isl	771	432	867	117	137	156	410	35	24	66	125		
Caucasian/Oth <sup>2</sup>	3,300	1,583	3,168	661	572	672	1,905	209	117	201	527		
Total	4,717	2,292	4,744	867	796	910	2,573	269	161	289	719		
<b>FALL 1998</b>													
AmerInd/Alsk Native	39	20	45	4	7	7	18	2	2	3	7		
Black	206	89	209	32	18	18	68	8	3	8	19		
MexAmer/OthHisp	315	174	367	50	52	47	159	23	12	16	51		
Asian/Pacif Isl	813	528	973	143	185	167	495	48	30	49	127		
Caucasian/Oth <sup>2</sup>	3,214	1,477	2,693	618	551	607	1,776	188	136	201	525		
Total	4,587	2,288	4,287	857	813	846	2,516	269	183	277	729		
<b>FALL 1997</b>													
AmerInd/Alsk Native	28	15	38	2	7	5	14	0	3	1	4		
Black	256	87	294	18	20	21	59	1	5	10	16		
MexAmer/OthHisp	316	171	408	46	50	74	170	14	6	39	59		
Asian/Pacif Isl	604	405	827	149	128	200	477	47	24	82	153		
Caucasian/Oth <sup>2</sup>	2,967	1,407	2,390	645	600	707	1,952	206	134	249	589		
Total	4,171	2,095	3,957	860	805	1,007	2,672	268	172	381	821		
<b>FALL 1996</b>													
AmerInd/Alsk Native	49	32	60	10	6	10	26	4	1	5	10		
Black	401	134	399	77	27	104	208	20	4	19	43		
MexAmer/OthHisp	446	280	520	85	69	108	262	28	16	45	89		
Asian/Pacif Isl	815	605	1,020	129	162	186	477	46	22	48	116		
Caucasian/Oth <sup>2</sup>	2,973	1,570	2,418	554	589	601	1,724	165	109	190	464		

LAW SCHOOL APPLICANTS, ADMITS AND FIRST-YEAR CLASS ENROLLMENTS

Total	4,684	2,621	4,417	11,722	855	833	1,009	2,697	263	152	307	722
<b>FALL 1995</b>												
AmerInd/Alsk Native	63	46	69	178	9	9	10	28	5	3	3	11
Black	418	164	380	962	77	27	82	186	21	3	20	44
MexAmer/OthHisp	484	310	545	1,339	79	78	87	242	38	21	29	86
Asian/Pacif Isl	870	656	1,059	2,595	113	125	180	418	36	26	62	124
Caucasian/Oth <sup>2</sup>	2,963	1,736	2,500	7,199	570	475	671	1,716	168	83	158	409
Total	4,798	2,922	4,553	12,273	848	712	1,030	2,590	266	136	272	674
<b>FALL 1994</b>												
AmerInd/Alsk Native	68	28	75	171	14	6	14	34	4	3	5	12
Black	467	180	458	1,105	85	37	117	239	31	10	46	87
MexAmer/OthHisp	542	375	653	1,570	84	76	113	273	35	18	57	110
Asian/Pacif Isl	902	673	1,060	2,635	113	138	186	437	40	24	70	134
Caucasian/Oth <sup>2</sup>	3,270	2,013	2,826	8,109	527	423	617	1,567	158	98	157	414
Total	5,249	3,269	5,072	13,590	823	680	1,047	2,550	269	153	335	757
<b>FALL 1993</b>												
AmerInd/Alsk Native	53	39	73	165	11	9	11	31	3	2	2	7
Black	494	163	487	1,144	78	42	101	221	21	5	20	46
MexAmer/OthHisp	522	330	563	1,415	80	62	105	257	42	14	50	106
Asian/Pacif Isl	891	639	1,051	2,581	133	149	208	488	43	31	63	137
Caucasian/Oth <sup>2</sup>	3,280	2,092	3,052	8,424	487	431	796	1,724	160	108	205	473
Total	5,240	3,263	5,226	13,729	809	693	1,219	2,721	269	180	340	769

<sup>1</sup> Application and admission figures are duplicated, individuals may apply and be admitted to more than one UC Law School.

<sup>2</sup> The "Caucasian/Oth" category includes whites, individuals of mixed race/ethnicity, unknowns, and those declining to state ethnicity/race.

Source: Law School submissions

Updated: 9/6/00



## EXCERPT FROM EXPERT REPORT OF GARY ORFIELD, EXHIBIT B

### The Gallup Poll Surveys

To clear up the uncertainty inherent in low-response surveys, we decided to focus on a limited number of law schools and hire a professional survey research firm of the highest quality to obtain the kind of response rate necessary to determine validly the views of the total student body of some law schools. We contracted with the Gallup Poll to obtain a high response rate to the questionnaire at Harvard Law School and the University of Michigan Law School.<sup>17</sup> Gallup was able, through extensive follow-ups, to reach 79% of the students at these two highly selective law schools,<sup>18</sup> a rate that was subsequently raised to 81% by follow-up calls from our research team. A total of 1,820 students were surveyed at these two renowned law schools. As a result, we have the best available survey data exploring the central propositions set out by the Supreme court in the *Bakke* decision.

Both of these universities draw very large numbers of applicants and place their graduates in excellent positions but they are different in several respects. Harvard is private, eastern, and faces no legal challenge to its admissions policies, Michigan is public, mid-western, and is facing a law suit challenging its admissions practices. In light of these and other differences, one might expect quite different patterns of response, but we found striking similarities on many dimensions. The fact that many of the results parallel those found in the small samples in the seven campus internet study also suggests that these findings reflect broadly held opinions.

Table 1

Racial and Ethnic Composition of Gallup Survey Population (in %)

Black	6.7
Asian	10.3
Foreign	7.6
Hispanic	4.3
White	66.9
Mixed	2.8
Indian	.6
Refused Question	.8
Unknown	.1

Table 2

Frequency of Contact with People of Different Race or Ethnicity while Growing Up (in %)

	None				Often
	1	2	3	4	5
Harvard Students	10.8	28.7	20.7	15.7	23.7
Michigan Students	12.3	32.4	20.4	15.6	19.3

Among students at these two elite law schools about a fourth of Harvard students and a fifth of Michigan students had frequent contact with students of other racial and ethnic backgrounds when growing up and two in five had little or no contact. The statistics for high school experience were very similar.

Table 3

Contact with People of Different Race or Ethnicity in Your High School (in %)

	None				Often
	1	2	3	4	5
Harvard Students	10.8	26.5	19.7	18.9	23.8
Michigan Students	10.4	31.3	22.5	17.7	18.1

Among the U.S. law students in the survey, whites were the least likely to report frequent interracial contact while growing up or in high school, while blacks were most likely to have had such experiences. Thirteen percent of whites reported no interracial contact while growing up and another 37% reported very little. The corresponding numbers for African Americans were 4% and 2%. For Hispanics they were 0% and 2%. Sixty-three percent of African American students reported they had often had such contact, compared to only 12% of whites. The statistics for high school were very similar. In other words, almost no blacks and Latinos who succeeded in enrolling in these elite law schools came from a highly segregated childhood and education, but almost half of the whites did. A national study of school segregation patterns

in 1996-97 showed that whites were by far the most segregated ethnic group in American schools and that they were remaining highly isolated even as the nation's school enrollment reached 36% nonwhite.<sup>19</sup> To the extent that interracial experience and understanding is an important educational goal, clearly whites were the group most in need of this experience in law school. Later questions will show that such experiences did, indeed, have powerful impacts.

**State Rankings in the Segregation of Latino Students by Three Measures, 1996-97**

Rank	% of Latinos in Majority White Schools		Rank	% of Latinos in 90-100% Minority Schools		Rank	% Whites in School of Typical Latino	
1	New York	12.8	1	New York	58.6	1	New York	18.1
2	California	15.5	2	Texas	44.1	2	California	23.5
3	Texas	18.7	3	New Jersey	43.2	3	Texas	24.2
4	New Mexico	20.5	4	California	40.0	4	New Jersey	29.3
5	Rhode Island	24.4	5	Illinois	35.7	5	Illinois	30.1
6	Illinois	26.7	6	Connecticut	32.3	6	New Mexico	30.2
7	New Jersey	27.9	7	Florida	28.4	7	Florida	33.9
8	Arizona	31.4	8	Pennsylvania	26.1	8	Connecticut	35.1
9	Connecticut	31.5	9	New Mexico	19.7	9	Rhode Island	36.2
10	Florida	32.0	10	Arizona	19.4	10	Arizona	36.4
11	Massachusetts	37.5	11	Maryland	16.9	11	Maryland	41.3
12	Pennsylvania	38.2	12	Indiana	14.0	12	Pennsylvania	41.5
13	Maryland	39.7	13	Massachusetts	13.7	13	Massachusetts	42.2
14	Nevada	50.5	14	Tennessee	11.6	14	Louisiana	50.5
15	Louisiana	51.1	15	Wisconsin	11.3	15	Nevada	50.6
16	Georgia	52.9	16	Rhode Island	10.3	16	Colorado	51.2
17	Colorado	54.1	17	Louisiana	9.2	17	Georgia	51.4
18	Virginia	54.9	18	Colorado	7.6	18	Virginia	52.0
19	Wisconsin	57.2	19	Mississippi	6.9	19	Delaware	55.5
20	Washington	60.9	20	Georgia	6.8	20	Wisconsin	55.6

Source: 1996-97 NCES Common Core of Data Public School Universe

\*Washington D.C. is not included in any of these state rankings

### Relationship Between Segregation by Race and by Poverty, 1995-96

Percent Black and Latino Students in Schools										
% Poor in Schools	0-10%	10-20%	20-30%	30-40%	40-50%	50-60%	60-70%	70-80%	80-90%	90-100%
<b>0-10%</b>	31.0	21.2	10.2	6.1	5.9	4.7	5.6	4.7	4.5	3.2
<b>20-25%</b>	35.1	37.1	31.1	20.7	11.7	7.1	5.2	3.7	3.2	1.8
<b>25-50%</b>	26.2	32.5	43.8	49.0	45.4	38.2	26.3	15.7	11.4	8.3
<b>50-100%</b>	7.7	9.1	14.9	24.2	37.0	50.0	62.9	75.8	80.8	86.6
<b>Total</b>	100.0	100.0	100.0	100.0	100.0	100.0	100.0	100.0	100.0	100.0
<b>% of U.S. Schools</b>	47.1	10.8	7.7	6.4	5.6	4.5	3.7	3.2	3.2	7.7

*Note:* The correlation between the percentage of Black and Latino enrollments and the percentage of free lunch eligible is .66

*Note:* The exact percentage categories are 0-10, 10.1-20, 20.1-30, 30.1-40, etc... *Source:* 1996-97 NCES Common Core of Data Public School Universe; Harvard Projection on Desegregation. The actual percentages of poverty are typically underestimated in urban high schools since many poor children in these schools refuse to sign up for free lunches.

## Most Segregated States\* for Black Students on Three Measures of Segregation, 1998-99

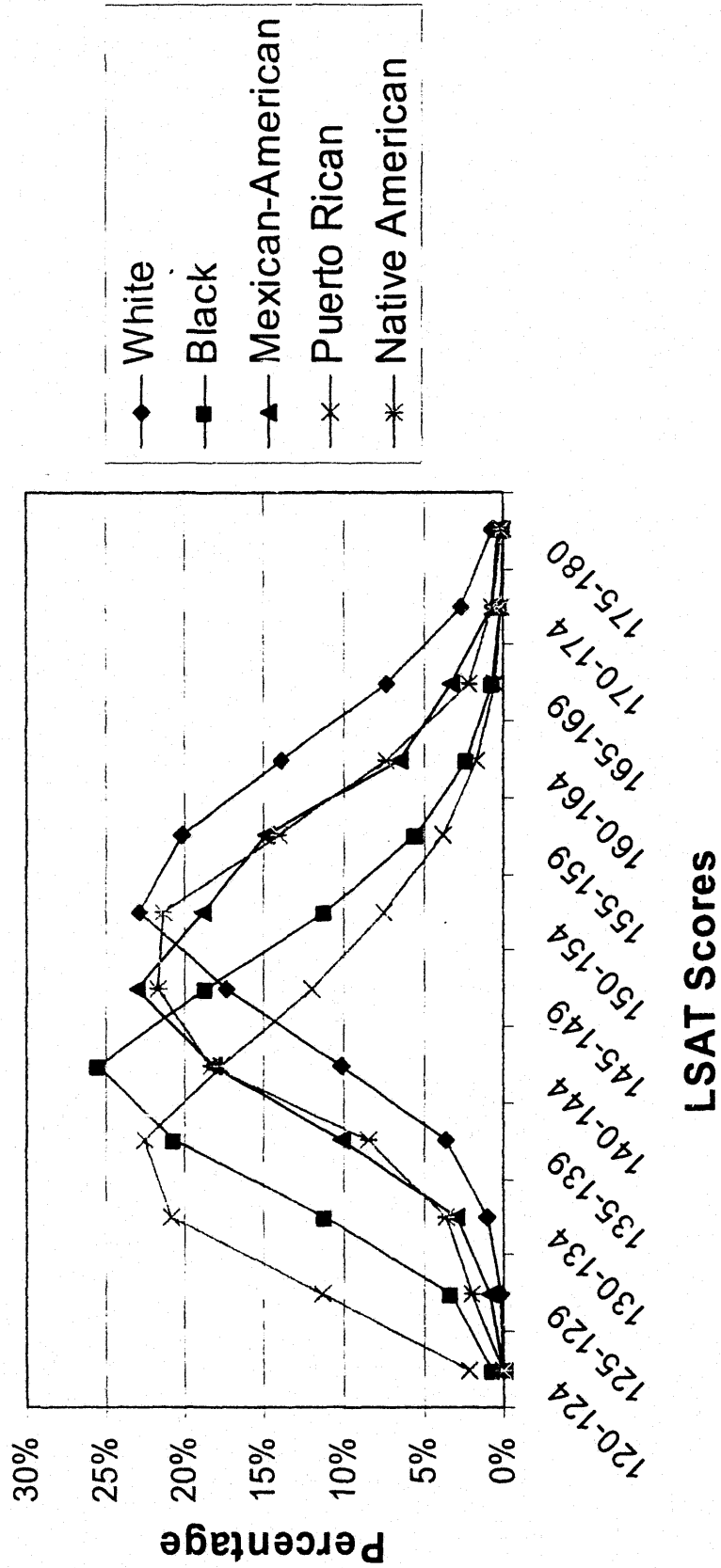
Rank	% In Majority White Schools		% in 90-100% Minority Schools		Rank	% Whites in School of Typical Black		
	Rank	%	Rank	%		Rank	%	
1	New York	13.8	1	Michigan	64.0	1	New York	18.1
2	California	15.3	2	Illinois	60.3	2	Michigan	19.3
3	Michigan	17.7	3	New York	60.3	3	Illinois	19.4
4	Illinois	18.7	4	New Jersey	51.3	4	California	24.0
5	Hawaii	20.8	5	Maryland	49.7	5	Maryland	24.9
6	Mississippi	22.5	6	Pennsylvania	46.7	6	New Jersey	26.2
7	Maryland	23.0	7	Alabama	43.1	7	Mississippi	26.6
8	Louisiana	24.2	8	Mississippi	41.2	8	Louisiana	27.8
9	New Jersey	25.9	9	Tennessee	40.8	9	Texas	30.1
10	Wisconsin	27.0	10	Louisiana	40.3	10	Pennsylvania	30.2
11	Texas	26.6	11	Wisconsin	37.4	11	Wisconsin	30.5
12	Pennsylvania	30.2	12	California	36.2	12	Alabama	31.1
13	Georgia	28.7	13	Texas	35.6	13	Georgia	31.8
14	Ohio	29.8	14	Georgia	33.5	14	Tennessee	32.2
15	Connecticut	29.7	15	Missouri	32.7	15	Connecticut	33.5
16	Tennessee	31.2	16	Connecticut	32.2	16	Hawaii	33.6
17	Alabama	31.4	17	Ohio	31.6	17	Ohio	34.2
18	Missouri	32.8	18	Florida	28.4	18	Missouri	35.9
19	Arkansas	32.9	19	Massachusetts	21.1	19	Florida	37.2
20	Massachusetts	36.4	20	Indiana	20.9	20	Arkansas	38.9

Source: 1998-99 NCES Common Core of Data.

\*Washington D.C. is not included in any of these state rankings

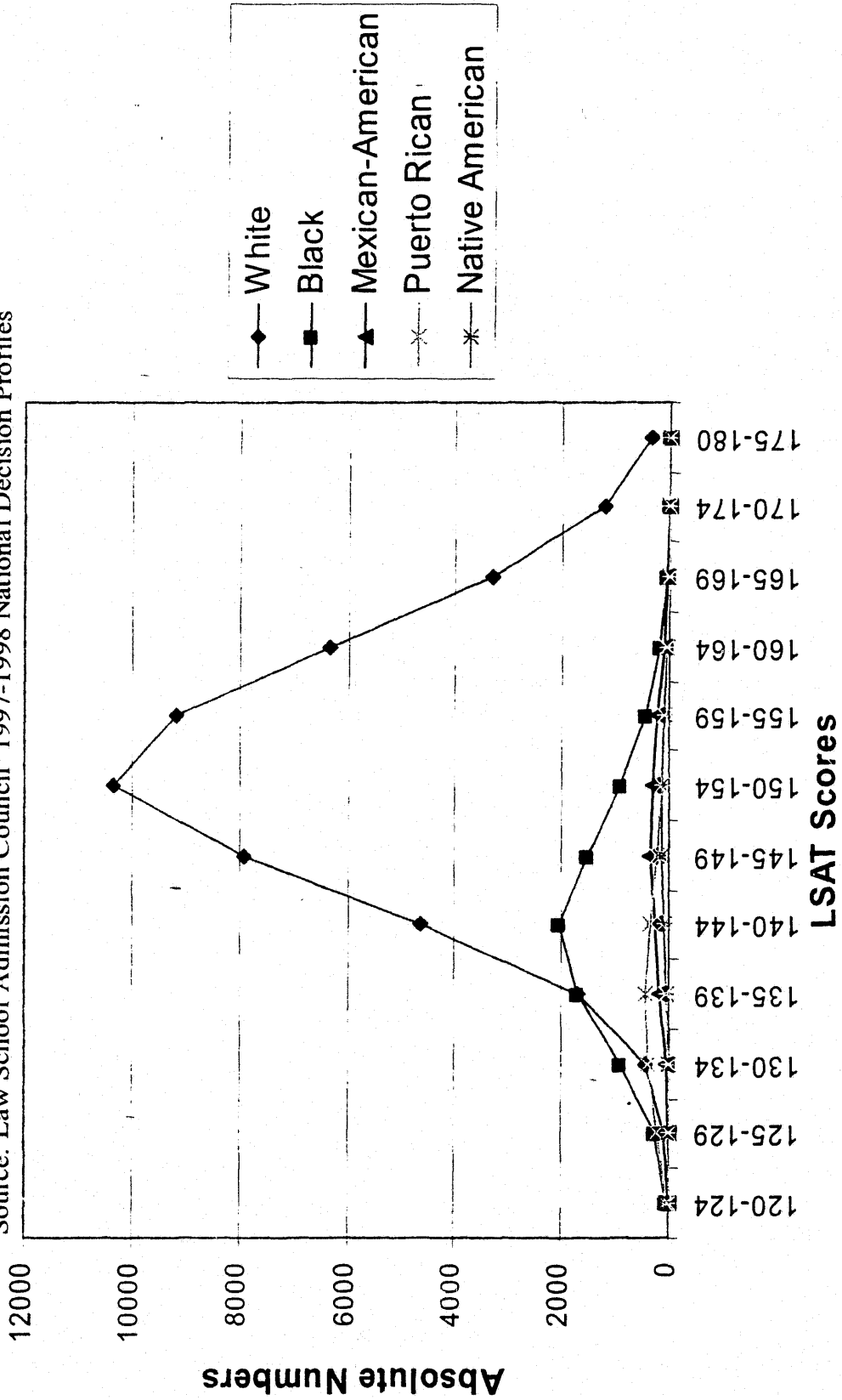
# LSAT Scores by Race/Ethnicity - Percentages

Source: Law School Admission Council 1997-1998 National Decision Profiles



# LSAT Scores by Race/Ethnicity, Numbers of Students at Different Test Score Levels

Source: Law School Admission Council 1997-1998 National Decision Profiles



**BLACK or WHITE PREFERENCE QUESTION?**

"The actor's bearing on stage seemed \_\_\_\_\_; her movements were natural and her technique \_\_\_\_\_.

- a. unremitting ... blasé
- b. fluid ... tentative
- c. unstudied ... uncontrived
- d. eclectic ... uniform
- e. grandiose ... controlled

**Correct Answer: C**

**Results: 9% more women than men answered this question correctly. 8% more African-Americans than whites answered this question correctly."**

**Source: *Wall Street Journal*, Aug. 4, 1999,  
citing Educational Testing Service**

**Disposition: Rejected for use on the SAT after pre-testing in 1998.**



**BLACK or WHITE PREFERENCE QUESTION?**

"If the square root of  $2x$  is an integer, which of the following must also be an integer?"

- a. square root of  $x$
- b.  $x$
- c.  $4x$
- d.  $x^2$
- e.  $2x^2$

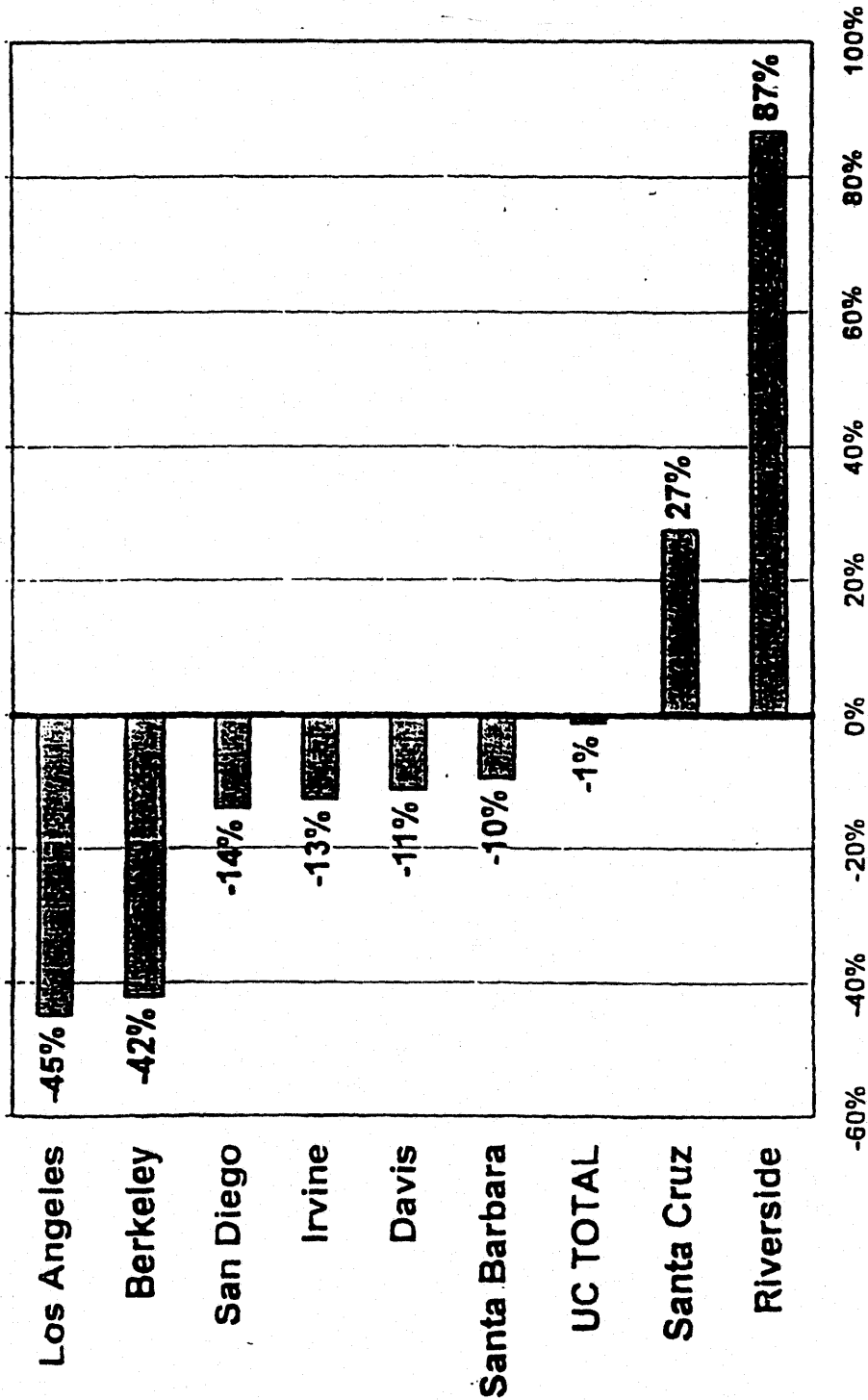
Correct Answer: C

Results: 7% more African-Americans than whites answered this question correctly."

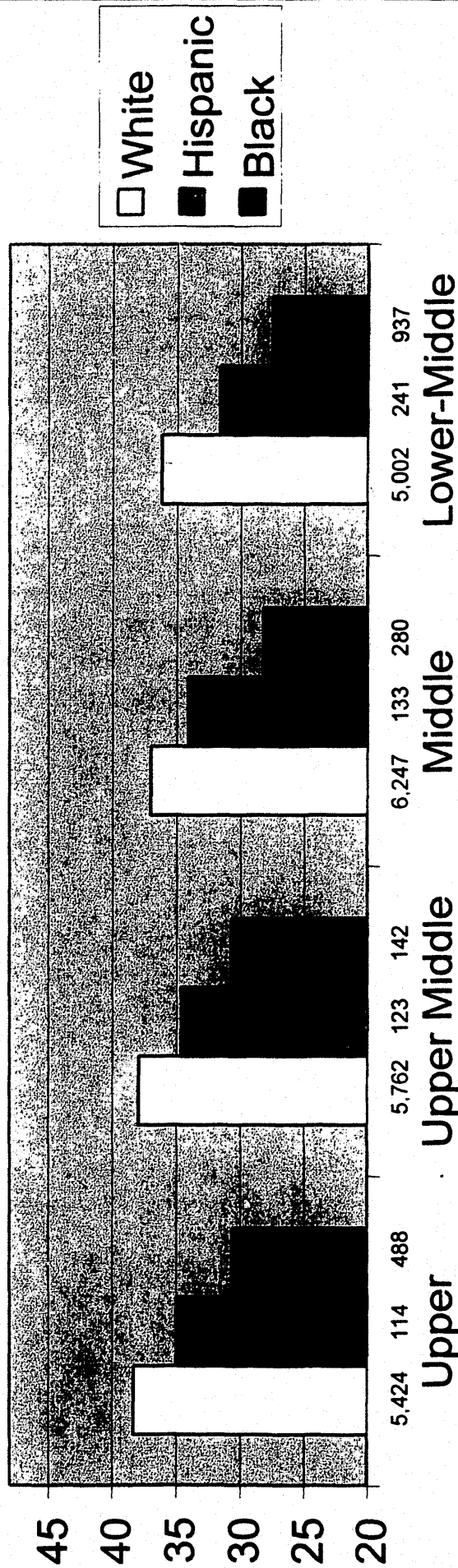
Source: *Wall Street Journal*, Aug. 4, 1999,  
citing Educational Testing Service

Disposition: Rejected for use on the SAT after pre-testing in 1998.

### Percent Change in Underrepresented Minority Admissions by Campus, 1995 to 2000



# Mean LSAT Scores for Ethnic Groups of Various Socioeconomic Status (1991 First-Year Law School Students)



\* LSAT Scale of 10-48

Source: Linda F. Wightman, "The Threat of Diversity in Legal Education: An Empirical Analysis of the Consequences of Abandoning Race as a Factor in Law School Admissions Decisions," 72 NYU Law Review 1 (April 1997), tables 9, 10, 42, 44

**Minority-Nonminority LSAT Score Differences  
among Applicants with equal GPAs ( $\pm 10$ )  
from the same 15 Undergraduate Institutions\*  
1996-1998**

<u>APPLICANT GROUP</u>	<u>NUMBER OF STUDENTS</u>	<u>AVERAGE LSAT GAP (MINORITY MINUS WHITE)</u>
African American	247	- 9.2 points
Chicano/Latino	407	- 6.8 points
Native American	33	- 4.0 points
Asian American	1043	- 2.5 points

\*UC Berkeley, UCLA, Stanford, Harvard, Yale, Cornell, Brown, Princeton, U. of Michigan at Ann Arbor, Northwestern, Dartmouth, Georgetown, Duke, Columbia, U of Texas-Austin.

Source: William C. Kidder, Comment, "Does the LSAT Mirror or Magnify Racial/Ethnic Differences in Educational Attainment?: A Study of Equally Achieving 'Elite' College Students." 89 Cal.L.Rev.— (forthcoming, July, 2001).

6189

**Minority-Nonminority LSAT Score Differences  
among Applicants with equal GPAs ( $\pm 10$ )  
with the same Major  
from the same 15 Undergraduate Institutions\*  
1996-1998**

<u>APPLICANT GROUP</u>	<u>NUMBER OF STUDENTS</u>	<u>AVERAGE LSAT GAP (MINORITY MINUS WHITE)</u>
African American	120	- 9.1 points
Chicano/Latino	249	- 7.0 points
Native American	--	
Asian American	540	- 3.6 points

\*UC Berkeley, UCLA, Stanford, Harvard, Yale, Cornell, Brown, Princeton, U. of Michigan at Ann Arbor, Northwestern, Dartmouth, Georgetown, Duke, Columbia, U of Texas-Austin.

Source: William C. Kidder, Comment, "Does the LSAT Mirror or Magnify Racial/Ethnic Differences in Educational Attainment?: A Study of Equally Achieving 'Elite' College Students," 89 Cal.L.Rev.— (forthcoming, July, 2001).