


Papers as President (Ann Whitman File): Cabinet Series

CHARGES RE:

RACIAL SITUATION AND CIVIL RIGHTS



FEDERAL BUREAU OF INVESTIGATION
UNITED STATES DEPARTMENT OF JUSTICE
John Edgar Hoover, Director

000000000000000000


FEDERAL BUREAU OF INVESTIGATION
UNITED STATES DEPARTMENT OF JUSTICE
1000 PENNSYLVANIA AVENUE
WASHINGTON, D.C. 20535

OPPOSING FORCES



PROSEGREGATION

ANTISEGREGATION



• Citizens Councils

• Ku Klux Klan

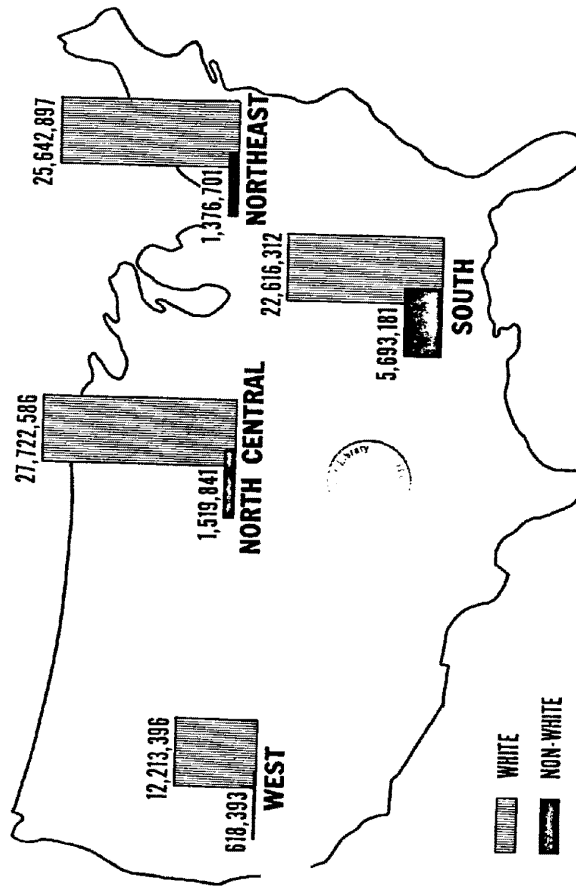


- National Association for the Advancement of Colored People
- Afro-American Congress of Christian Organizations
- Muslim Cult of Islam
- Communist Party

EXHIBIT NO. 1


FEDERAL BUREAU OF INVESTIGATION
UNITED STATES DEPARTMENT OF JUSTICE

POPULATION DISTRIBUTION OF WHITE AND NON-WHITE BY AREAS (OVER 21 YEARS OF AGE)




1950 CENSUS FIGURES

EXHIBIT NO. 2



UNITED STATES DEPARTMENT OF JUSTICE
FEDERAL BUREAU OF INVESTIGATION

PROPORTION OF NEGROES IS DECLINING IN THE SOUTH



	Negroes made up this percentage of the population in 1940 —	Negroes made up this percentage of the population in 1950 —
Mississippi	49.2%	45.3%
South Carolina	42.9%	38.8%
Louisiana	35.9%	32.9%
Alabama	34.7%	32.0%
Georgia	34.7%	30.9%

SOURCE: "U. S. News and World Report" January 27, 1956

EXHIBIT NO. 3

FEDERAL BUREAU OF INVESTIGATION
UNITED STATES DEPARTMENT OF JUSTICE
WASHINGTON, D.C.

COMMUNIST PARTY TACTICS AFFECTING RACIAL TENSION

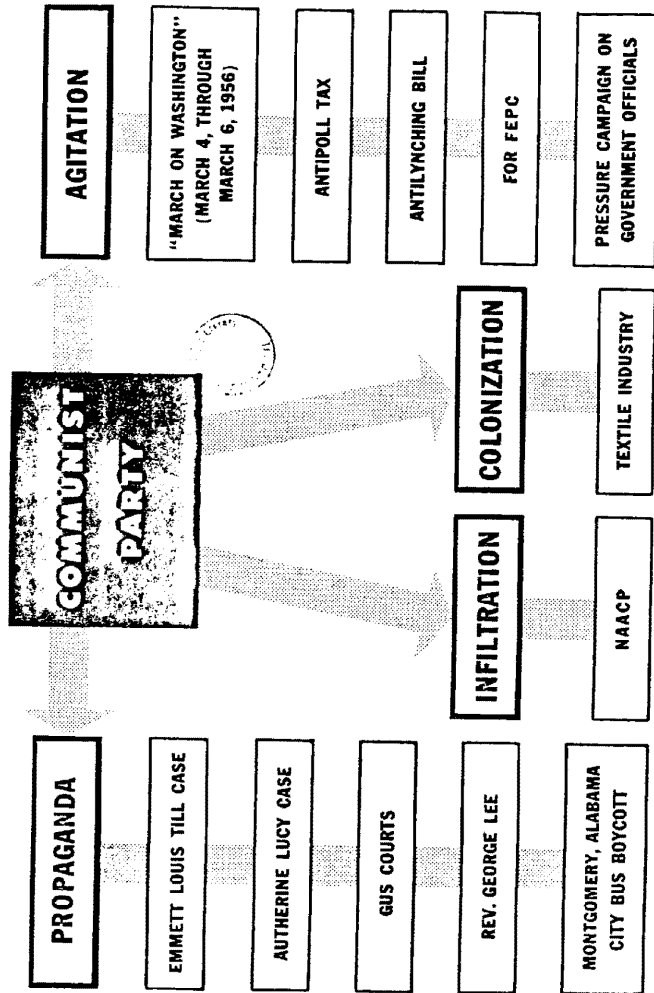


EXHIBIT NO. 4

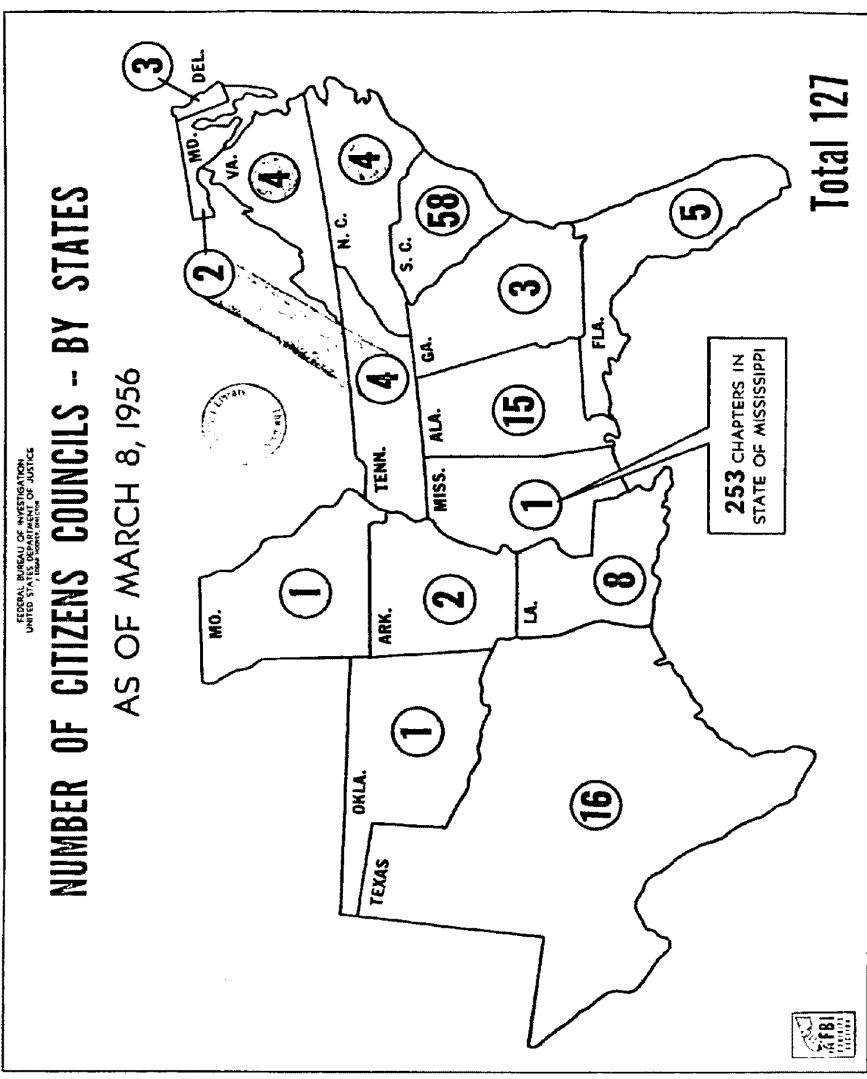
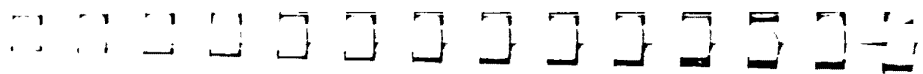


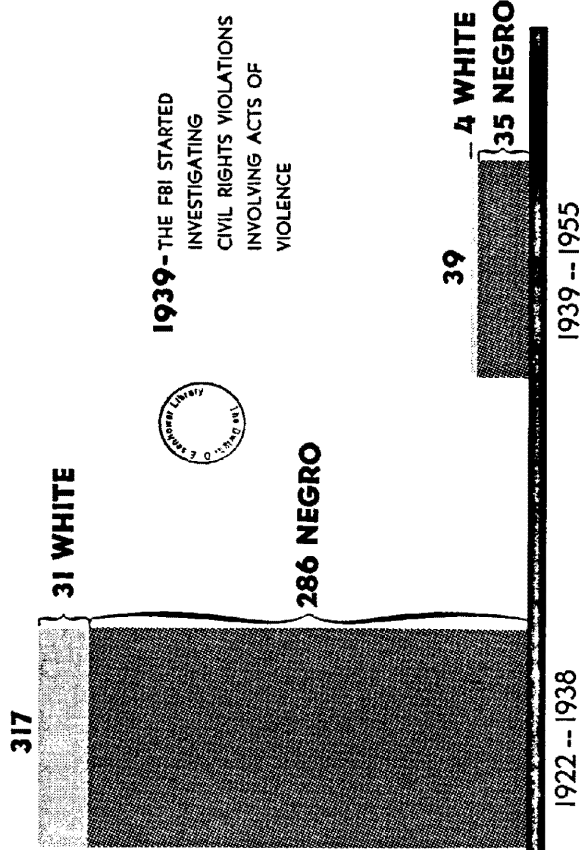
EXHIBIT NO. 5



FEDERAL BUREAU OF INVESTIGATION
UNITED STATES DEPARTMENT OF JUSTICE
1100 MARKET STREET, PHILADELPHIA, PA.

LYNCHINGS IN THE UNITED STATES

1922 -- 1938 vs. 1939 -- 1955



1939 - THE FBI STARTED
INVESTIGATING
CIVIL RIGHTS VIOLATIONS
INVOLVING ACTS OF
VIOLENCE

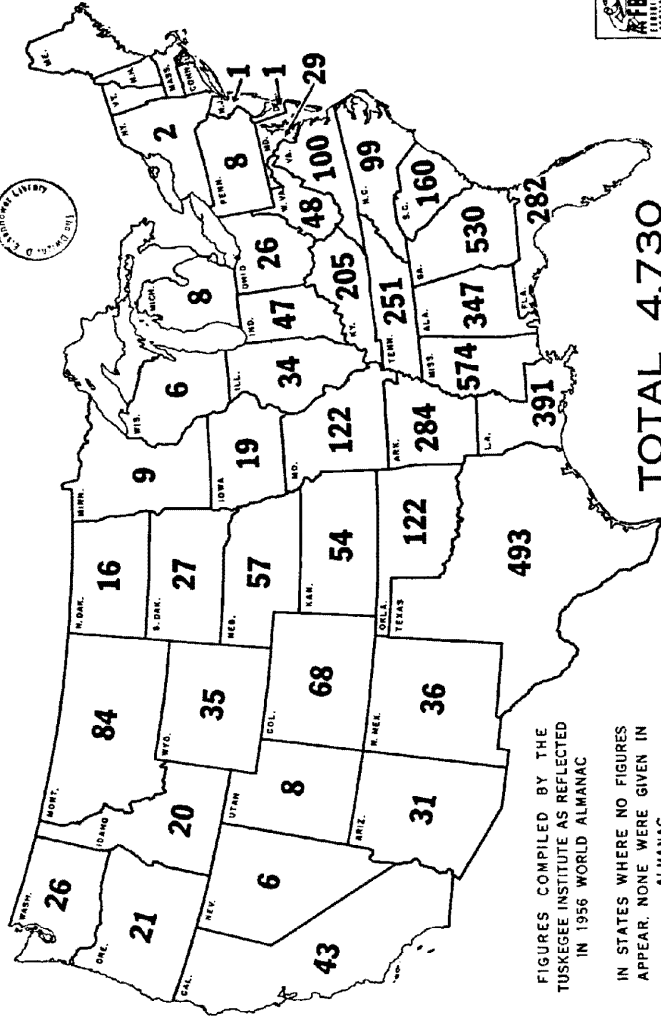


CALENDAR YEARS

EXHIBIT NO. 6

FEDERAL BUREAU OF INVESTIGATION
UNITED STATES DEPARTMENT OF JUSTICE
WASHINGTON, D. C. 20535

LYNCINGS BY STATES 1882 THROUGH 1955



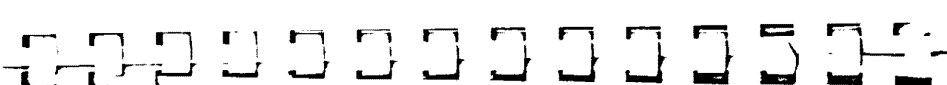
FIGURES COMPILED BY THE
TUSKEGEE INSTITUTE AS REFLECTED
IN 1956 WORLD ALMANAC

IN STATES WHERE NO FIGURES
APPEAR, NONE WERE GIVEN IN
ALMANAC

TOTAL 4,730



EXHIBIT NO. 7

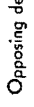

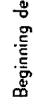


67-17378

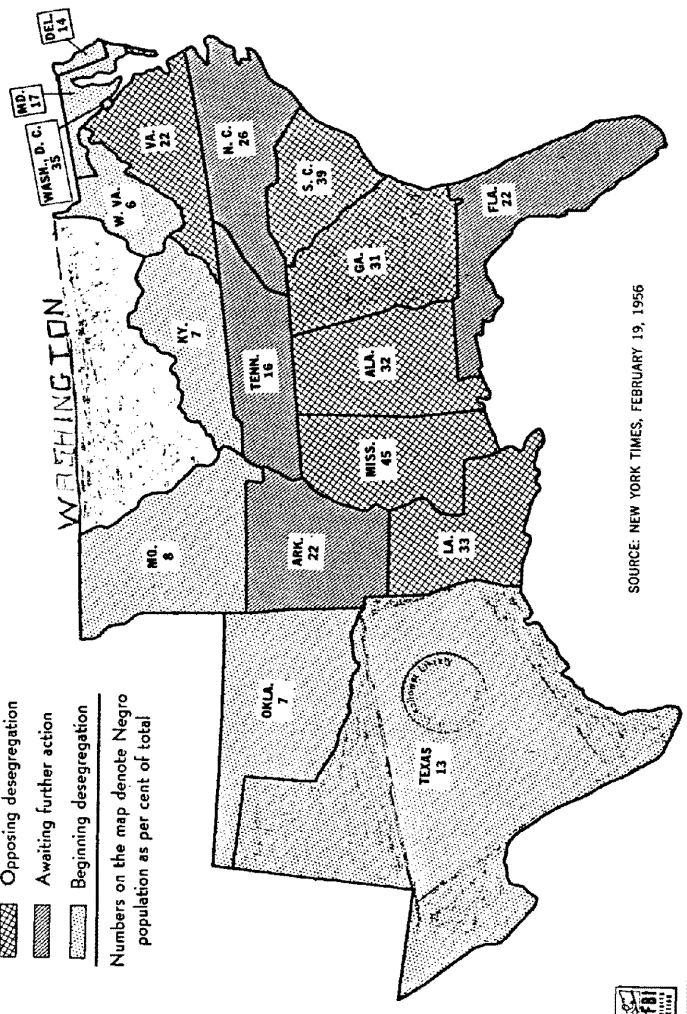
A-L
Rec.

FEDERAL BUREAU OF INVESTIGATION
UNITED STATES DEPARTMENT OF JUSTICE

WHAT HAS HAPPENED IN THE SOUTH SINCE THE SUPREME COURT RULING MAY 17, 1954

-  Opposing desegregation
-  Awaiting further action
-  Beginning desegregation

Numbers on the map denote Negro population as per cent of total



SOURCE: NEW YORK TIMES, FEBRUARY 19, 1956

EXHIBIT NO. 8

